


landscape stone resource guide.



Rocking America Since 1929

HALQUIST
S T O N E

outcropping stone.

5" TO 8" IS
STANDARD THICKNESS
24" TO 48" X 18" TO 36"
STANDARD SIZE

*CHECK AVAILABILITY ON
OTHER THICKNESS AND
SIZE RANGES.



Chilton Splitface
5" to 8" thick*



Chilton Stratified
5" to 8" thick*



Chilton Weatheredge
5" to 8" thick*



Chilton Winnebago
24"+ thick | Call for current sizing



Fond du Lac Buff
5" to 8" thick*



Fond du Lac Holey Boulders
Random sizes



Fond du Lac Silver
5" to 8"*



Lannon
Buff or Grey available
5" to 8" thick*



Lannon Weatheredge
5" to 8" thick*



Lannon Thin
Buff or Grey available
2-1/2" to 5" size range



Beaver Creek
Standard quarry run
5" to 8" thick*



Beaver Creek Weatheredge
5" to 8" thick*

outcropping treads.



Chilton Splitface
Natural quarry run
5" to 8" thick



Chilton Weatheredge
5" to 8" thick



Fond du Lac Buff
5" to 8" thick



Lannon Splitface
Buff or Grey
Natural quarry run
5" to 8" thick




Fond du Lac Silver
5" to 8" thick




Lannon Weatheredge
5" to 8" thick



Beaver Creek
5" to 8" thick



Chilton Weatheredge Treads



Fond du Lac Buff Treads

irregular wallstone.



Chilton Irregular

Heights: 2" to 5" and 5" to 8"



Fond du Lac Buff Irregular

Heights: 2" to 5" and 5" to 8"



Fond du Lac Irregular Weatheredge

Heights: 2" to 5" and 5" to 8"



Fond du Lac Silver Irregular

Heights: 2" to 5" and 5" to 8"



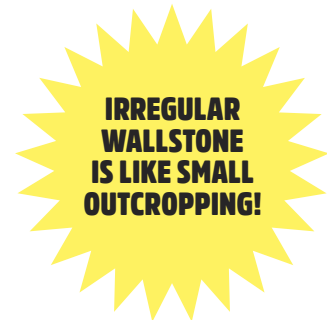
Lannon Irregular

Available in Buff or Grey
Heights: 2" to 5" and 5" to 8"



Lannon Irregular Tumbled

Available in Buff or Grey
Heights: 2" to 5" and 5" to 8"



SILVER IRREGULAR WALLSTONE



LANNON SNAPPED WALLSTONE

snapped wallstone.

8" WIDTH IS STANDARD
6", 10" AND 12" WIDTHS ASK FOR AVAILABILITY



Beaver Creek Snapped

Heights: 3" to 5" and 5" to 8"

Chilton Splitface

Available in 6", 8", 10" or 12" widths
Heights available: 2" to 3", 3" to 4", 4" to 5" and 5" to 7"

Chilton Weatheredge

Available in 8" or 12" widths
Heights available: 2" to 5", and 5" to 8"

Fond du Lac Buff Splitface

Available in 6", 8" or 12" widths
Heights Available: 3" to 4", 4" to 5" and 5" to 7"



Fond du Lac Silver Splitface

Available in 6", 8" or 12" widths
Heights available: 2" to 3", 3" to 4", 4" to 5" and 5" to 7"

Fond du Lac Weatheredge

Available in 6", 8" or 12" widths
Heights available: 2" to 5" and 5" to 8"

Lannon Splitface Buff or Grey

Available in 6", 8", 10" or 12" widths
Heights available: 2" to 5" and 5" to 8"

Lannon Weatheredge

Available in 6", 8", 10" or 12" widths
Heights available: 2" to 6" and 5" to 8"



LANNON BUFF WALLSTONE



CHILTON WEATHEREDGE WALLSTONE

sawed wallstone.



Beaver Creek Sawed

Sawed top and bottom
Bedface or Splitface | Split ends
Available in 8" or 12" widths
Heights available: 3", 4" or 6"



Chilton Winnebago

Available in 8" or 12" widths
Split edges on 4 sides
Sawed Heights: 3", 4" or 6"



Lannon Sawed

Sawed top and bottom
Split edges on 4 sides
Available in 8" or 12" widths
Heights available: 3", 4" or 6"



Lannon Shell Sawed

Sawed top and bottom
Split edges on 4 sides
Available in 8" or 12" widths
Heights available: 3", 4" or 6"



Oxford

Sawed top and bottom
Split edges on 4 sides
Available in 8" or 12" widths
Heights available: 3", 4" or 6"



Waukesha Buff*

Sawed top and bottom
Split edges on 4 sides
Available in 8" or 12" widths
Heights available: 3", 4" or 6"
*Check for availability



Waukesha Brown*

Sawed top and bottom
Split edges on 4 sides
Available in 8" or 12" widths
Heights available: 3", 4" or 6"
*Check for availability

**ASK ABOUT
CUSTOM
SIZES!**



landscape steps.



Chapel Hill Buff

Bushhammered or thermal top with sawed bottom
6" thick | Splitface Edges
Available sizes: 48"x18"



Chilton

Natural top and bottom
5" to 8" thick | Rockface edges
Available sizes: 36"x18", 42"x18",
48"x18", 36"x24" and 48"x24"



Fond du Lac Buff

Natural top with sawed or natural bottom - quarry choice
5" to 8" thick | Rockface edges
Available sizes: 36"x18", 42"x18",
48"x18", 36"x24" and 48"x24"



Fond du Lac Silver

Natural top with sawed or natural bottom - quarry choice
Bushhammered top also available.
6" thick sawed or 5" to 8" thick natural | Rockfaced edges
Available sizes: 36"x18", 42"x18",
48"x18", 36"x24" and 48"x24"



Lannon Park

Buff or Grey
Natural top and bottom
Sawed ends, Snapped face
Available sizes: 36"x18",
48"x18", 48"x24, 60"x18"
and 60"x24"
5" to 8" thick



Lannon Sawn

Buff or Grey
Natural top and sawed bottom
Rockfaced 3 sides | 6" thick
Available sizes: 36"x18", 48"x18",
60"x18", 48"x24" and 60"x24"



Lannon Shell

Bushhammered top and sawed bottom | 6" thick
Rockfaced 3 sides
Available sizes: 36"x18",
48"x18", 60"x18",
48"x24" and 60"x24"



Oxford

Sandblasted or Thermal top with sawed bottom
Rockfaced 3 sides | 6" thick
Available sizes: 36"x18",
48"x18", and 60"x18"



Waukesha Brown

Bushhammered or Sandblasted top with sawed bottom
Rockfaced 3 sides | 6" thick
Available sizes: 36"x18",
48"x18", 36"x24" and 48"x24"



Granite Fieldstone Steps

Thermal top
Random Sizes | 6" thick
Available with Sawed bottom or round side cut offs



steppers.



Chilton Grey/Buff Steppers

8" to 30" in size range
Standard: 1 1/4" to 2" thick
Heavy: 2" to 2 1/2" thick



Chilton Full Color Steppers

8" to 18" in size range
Thin: 1/2" to 3/4" thick
Standard: 1 1/4" to 2" thick
Heavy: 2" to 2 1/2" thick



Fond du Lac Buff Steppers

8" to 18" in size range
Standard: 1 1/2" to 2 1/2" Thick



Fond du Lac Silver Steppers

8" to 18" size range
Thin: 1/2" to 1 1/4"
Standard: 1 1/4" to 2"
Heavy: 2" to 2 1/2"



Lannon Steppers

Buff or Grey
8" to 18" size
1 1/2" to 3" thick



Chilton Apple Creek Steppers - Full Color

18" to 30" in size range
Standard: 1 1/2" to 2" Thick
Heavy: 2" to 2 1/2" thick



Chilton Apple Creek Steppers - Grey/Buff

18" to 30" in size range
Standard: 1 1/2" to 2" Thick
Heavy: 2" to 2 1/2" thick



Fond du Lac Silver Apple Creek Steppers

18" to 30" size range
Standard: 1 1/4" to 2" thick
Heavy: 2" to 2" thick



Fond du Lac Buff Steppers



Lannon Buff Steppers

flagstone.



Grey/Buff Chilton Flagstone Standup

24" to 36"+ size range
1 1/2" to 2" thick



Chilton Flagstone Full Color Standup

24" to 36"+ size range
1 1/2" to 2 1/2" thick



Fond du Lac Buff Flagstone - Standup

24" to 36"+ size range
Thin: 3/4" to 1 1/4" thick
Standard: 1 1/4" to 2 3/4" thick
Check for availability



Fond du Lac Silver Flagstone

24" to 36"+ in size range
Thin: 1/2" to 1 1/4" thick
Standard: 1 1/4" to 2" thick
Heavy: 2" to 2 1/2" thick



Lannon Flagstone

Buff or Grey
24" to 36"+ size
1 1/2" to 3" thick

need more ideas?

Scan this QR Code with
your phone or tablet
for all your resources
on stone.



Fond du Lac Silver Flagstone



Chilton Flagstone

border edging.



Chilton Border

Natural top and bottom
4"x4" | Random lengths

Fond du Lac Buff Border

Natural top and bottom
Split sides
4"x4" | Random lengths

Fond du Lac Silver Border

Natural top and bottom
Split sides
4"x4" | Random lengths

Lannon Border

Buff or Grey
Natural top and bottom
4"x4" | Random lengths



Tumbled Chilton Border

Natural top and bottom
4"x4" | Random lengths

Tumbled Fond du Lac Silver Border

Natural top and bottom
4"x4" | Random lengths

Tumbled Lannon Border

Buff or Grey
Natural top and bottom
4"x4" | Random lengths

Lannon Border Edging



cobbles.



Beaver Creek Cobbles

5"x5" or 5"x10" | 5" thick



Chilton Cobbles

5"x5" or 5"x10" | 5" thick
Sawed in half also available
Check for availability



Fond du Lac Silver Cobbles

5"x5" or 5"x10" | 5" thick



Oxford Cobbles

5"x5" or 5"x10" | 5" thick



Lannon Cobbles

Buff or Grey available
5"x5" or 5"x10" | 5" thick



**Lannon Cobbles
Sawed in Half**

Buff or Grey available
5"x5" or 5"x10" | 2 1/2" thick



Waukesha Buff Cobbles

5"x5" or 5"x10" | 5" thick
Sawed in half also available
Check for availability



Waukesha Brown Cobbles

5"x5" or 5"x10" | 5" thick
Sawed in half also available | Check for availability

boulders.



Birchwood Cobbles

White and beige in color
Size ranges: 3"-6", 4"-10",
10"-20" and 20"+
Available as a dump (shown), crate
or bag for smaller sizes



Fieldstone Cobbles

Mixture of gray, black, white,
pink and red cobbles.
Size ranges: 2"-6", 4"-8", 6"-12",
12"-18", 18"-24" and 24"+
Available as a dump or bag for smaller sizes
(shown)

sills and caps.



Caps & Hearthstones

Available Colors:
 Bengal
 Hudson Valley
 Indiana Buff
 Indiana Grey
 Lisbon Bianco
 Odessa
 Oxford
 2-1/4" or 3" thick
 Up to 36" wide



Natural Cut Sills

Available Colors:
 Indiana Buff
 Indiana Grey
 2-1/4" or 3" thick
 2-1/2" to 8" wide

natural pavers.



Colonial Pavers

Sawed top and bottom
 6"x9" or 6"x12"
 3/4", 1-1/4" or 2" thick



Fond du Lac Silver Germantown Pavers

Natural top and bottom
 6"x9" or 6"x12" | 1 to 1-1/2" thick
 Sawed bottom also available (shown)



Fieldstone Sawed Pavers

Thermal top/sawed bottom
 12" to 24" in diameter



Germantown Pavers

Buff, Full Color or Grey
 Natural top and bottom
 6"x9" or 6"x12" | 1 to 1-1/2" thick
 Sawed bottom also available (shown)

granite pavers.



Belgium

10" x 7" | 4" thick
 Approx 70 pieces per ton



Belgium Black

9" x 5" | 5" thick
 Approx 85 pieces per ton



Carnelian

10" x 7" | 4" thick
 Approx 70 pieces per ton



Homestead - Reclaimed

Roughly 8 1/2" x 5" | 5" thick
 Approx 30-35 sqft per ton

landscape coverage.

All figures are based on typical standard sizes for estimating purposes. Coverages can vary due to many factors.

border edging

4" X 4" X RANDOM LENGTHS

110 LNFT PER TON

wallstone

IRREGULAR

13 SQFT PER TON

6-INCH

23 SQFT PER TON

8-INCH

20 SQFT PER TON

8-INCH WEATHEREDGE

18 SQFT PER TON

10-INCH

17 SQFT PER TON

12-INCH

14 SQFT PER TON

12 TO 14-INCH WEATHEREDGE

14 SQFT PER TON

outcropping

STANDARD SIZE RANGE - 24 TO 60" X 18 TO 36" RANDOM

6 SQFT PER TON

flagstone/steppers/apple creek steppers

3/4" TO 1 1/4" THICKNESS

110 TO 160 SQFT PER TON

1 1/2 TO 2 1/2" THICKNESS

65 TO 80 SQFT PER TON

2 TO 2 1/2" THICKNESS

50 TO 70 SQFT PER TON

tumbled cobbles

5" THICKNESS

27 SQFT PER TON

SAWED IN HALF COBBLES

54 SQFT PER TON

need more ideas?

Scan this QR Code with
your phone or tablet
for all your resources
on stone.



sustainability recognized.



Halquist Stone is proud to be awarded certifications for quarrying and fabrication operations under ANSI-NSC 173 Sustainable Production of Natural Dimension Stone Standards. We are **the only midwest dolomitic limestone producer to be certified, and only the ninth company in the USA** to be awarded. This certification is the ONLY certification for stone companies, and is nationally recognized by the United States Green Building Council. Architects, masons, and owners can rest assured that Halquist Stone products have been produced to the highest standards of social, economic and environmental responsibility in the stone industry.

In its truest form, sustainability is a three-prong strategy involving environmental, social and economic requirements and that is how green building programs have been created. Construction materials must have an environmentally preferable profile over their life cycle, from raw material extraction through the use phase and finally at the end of its application. The methods used to construct the building must be environmentally considerate. USGB LEED® is based on upholding these canons, and using sustainable stone can give one LEED® credit - regardless of building location.

NOTES: All of Halquist Stone's owned quarry sites have been certified under ANSI/NSC 373. Halquist also uses leased quarry sites that operate under the same procedures as our company owned sites. Halquist also purchases raw material from certified as well as non-certified sites. Please consult with your sales consultant which blends are considered certified under ANSI/NSC 373.

PROUD MEMBERS OF THESE FINE ORGANIZATIONS



Because natural stone is made from nature, variations should and can be expected. Even though colors in this brochure are as close to the actual blend as possible, photographic and printing techniques - and actual viewing conditions - can alter perception of color.

800.255.8811 | halquiststone.com

ONLINE RESOURCES



COVER: TOP LEFT: BEAVER CREEK OUTCROPPING; TOP RIGHT: LANNON WALLSTONE WITH LANNON GREY NATURAL TOP STEPS
BOTTOM LEFT: LANNON COBBLES; MIDDLE: FOND DU LAC SILVER OUTCROPPING TREADS; BOTTOM RIGHT: FOND DU LAC SILVER FLAGSTONE
©2026 HALQUIST STONE HSC0626NSRG