

SURROUNDINGS

2026 SOURCE BOOK | VOL. 1



CULTURED
STONE



Co
CULTURED
STONE™
AWAKEN YOUR SURROUNDINGS™

No surroundings should go unshaped by **imagination** or untouched by **emotion**. Exceptional spaces not only satisfy our needs, they respond to our deepest desires. To this end, Cultured Stone® encourages all to dream, explore and ask: What **inspires** this vision? What **feeling** is called for? Which textures, shapes and hues are authentic to this creative concept? The answers will come with **discernment** — surely among them, the industry's finest architectural stone veneer, unsurpassed for aesthetics, quality and care. With its extraordinary possibilities and planet-sensitive production, Cultured Stone both elevates and cherishes our **surroundings**.

REALIZED ♦

Aspen Homes (ig: @aspen_homes)
selected **SCULPTED ASHLAR**
in **SILVER SHORE®**.



CONTENTS

COLLECTIONS.....3

ASHLAR5

Cobblefield®7

Limestone8

Sculpted Ashlar8

CULTURED BRICK®.....9

Tenley Brick™11

Used Brick12

Handmade Brick12

IRREGULAR.....13

Ancient Villa LedgeStone™15

River Rock15

Dressed Fieldstone16

LARGE FORMAT.....17

Cast-Fit®19

Textured Cast-Fit®20

LEDGE.....21

Country LedgeStone23

Del Mare LedgeStone®26

Hewn Stone™27

Pro-Fit® LedgeStone28

Pro-Fit® Alpine LedgeStone29

Pro-Fit® Modera™ LedgeStone31

Pro-Fit® Terrain™ LedgeStone32

Southern LedgeStone33

TRIM & ACCESSORIES.....34

Architectural Stone Trim35

Capstones & Hearthstones35

RESOURCES.....36

Coordinating Color Guide37

Stone Veneer Dimensions39

Warranty/Installation/Maintenance/Technical Data40

Protecting Our Surroundings41

From Coast to Coast (and everywhere in between)41

We Put Our Masters' Stamp on Every Stone41

Share How You Put Our Stamp on Your Surroundings42



COLLECTIONS

Explore our curated series of profiles and textures assembled into cohesive visual collections. Transcending styles, they provide inspiration for any application.

◆ REALIZED

Image at left: Barrington Homes selected **COUNTRY LEDGESTONE** in **ECHO RIDGE®** on an estate in Wexford, PA. Photo courtesy of Barrington Homes (ig: @barrington_homes).

Image at right: **HEWN STONE™**/Talus. Photo courtesy of Hearth and Home Distributors of Utah (ig: @hearthandhomestone).



ASHLAR



REALIZED ♦

Murray Franklyn Homes
using COBBLEFIELD® in
ECHO RIDGE®. Photo courtesy
of Murray Franklyn Homes
(ig: @murrayfranklynhomes).

ASHLAR
COBBLEFIELD®

Cobblefield is designed to emulate the architecture of rural 19th-century America. Its rugged refinement makes it equally at home in residential or commercial settings.

HEIGHT	LENGTH	THICKNESS	CORNER RETURNS
2" - 8"	4" - 20"	1" - 2 5/8"	3" - 12"

COBBLEFIELD® / Gray



CHARDONNAY COBBLEFIELD
1/2" mortar joints



SALT FLAT™ COBBLEFIELD
1/2" mortar joints



ECHO RIDGE® COBBLEFIELD
1/2" mortar joints



SAN FRANCISCO COBBLEFIELD
1/2" mortar joints



GRAY COBBLEFIELD
1/2" mortar joints



TEXAS CREAM COBBLEFIELD
1/2" mortar joints

ASHLAR
LIMESTONE

Molded from limestone quarried in the upper Midwest, Limestone's hand-split surface speaks to robust durability and lasting appeal.

HEIGHT	LENGTH	THICKNESS	CORNER RETURNS
1 3/4" - 6"	4" - 16 3/4"	1 1/2" - 2 5/8"	4" - 11"



BUCKS COUNTY LIMESTONE
1/2" mortar joints



CHARDONNAY LIMESTONE
1/2" mortar joints



ECHO RIDGE® SCULPTED ASHLAR
1/2" mortar joints



GROUSE® SCULPTED ASHLAR
1/2" mortar joints


ASHLAR
SCULPTED
ASHLAR

Sculpted Ashlar is the modern touch on classic charm. Mixed stone sizes bring natural warmth to interiors and exteriors, while precise lines keep it an appropriate choice for sleeker spaces.

HEIGHT	LENGTH	THICKNESS	CORNER RETURNS
2 1/4" - 7 3/4"	5 1/2" - 20 1/2"	1" - 2"	4", 7", 10"



FERROUS SCULPTED ASHLAR
1/2" mortar joints



SILVER SHORE® SCULPTED ASHLAR
1/2" mortar joints

CULTURED BRICK®



CULTURED BRICK™
TENLEY
BRICK™

Explore unique bond and patterning options with this clean-cut linear brick. Slender lengths and natural textural details with defined edges draw attention to the horizontal and vertical layout of each wall.


HEIGHT	LENGTH	THICKNESS	CORNER RETURNS
2.5"	10.5"	1"	5.25", 10.5"



KULLEN™ TENLEY BRICK
1/2" mortar joints



LOFT™ TENLEY BRICK
1/2" mortar joints



NORI™ TENLEY BRICK
1/2" mortar joints



WILDON™ TENLEY BRICK
1/2" mortar joints

CULTURED BRICK™
USED BRICK


Used Brick embodies the classic charm of New England brickwork. Add industrial energy or charming warmth to a multitude of projects.

HEIGHT	LENGTH	THICKNESS	CORNER RETURNS
2 3/8" – 2 5/8"	7 3/8" – 8 1/8"	3/4"	4", 8"


CULTURED BRICK™
HANDMADE BRICK

The look is inspired by the warmth of old brick structures from the American East Coast. Depending on your color and design choices, this brick can be warm and charming or industrial and modern.

HEIGHT	LENGTH	THICKNESS	CORNER RETURNS
2 3/4"	8 3/16"	3/4"	3 5/8", 8 1/4"




ANTIQUE RED USED BRICK
1/2" mortar joints




HIGH DESERT USED BRICK
1/2" mortar joints




CANVAS™ HANDMADE BRICK
1/2" mortar joints



MOROCCAN SAND HANDMADE BRICK
1/2" mortar joints



CARBON HANDMADE BRICK
1/2" mortar joints



TITANIUM™ HANDMADE BRICK
1/2" mortar joints

IRREGULAR



IRREGULAR
ANCIENT VILLA
LEDGESTONE™

A blend of regular and irregular shapes, Ancient Villa Ledgestone is the epitome of rustic charm. Add Mediterranean allure to interiors and outdoor structures with large, patchwork stone design.

HEIGHT	LENGTH	THICKNESS	CORNER RETURNS
2" - 12"	5" - 16"	1 ¼" - 1 ¾"	4" - 12"

IRREGULAR
RIVER ROCK

River Rock has the ancient appeal of stones shaped by the tumbling waters of northern riverbeds. Comfortable and timeless, its organic flow lends itself to naturally inspired projects.

HEIGHT	LENGTH	THICKNESS	CORNER RETURNS
2" - 14"	2" - 14"	1" - 2 ½"	3" - 12"



PALISADES ANCIENT VILLA LEDGESTONE
1/2" mortar joints



SEVILLA™ ANCIENT VILLA LEDGESTONE
1/2" mortar joints



EARTH BLEND RIVER ROCK
1/2" mortar joints



LAKE TAHOE RIVER ROCK
1/2" mortar joints



LAKESHORE RIVER ROCK
1/2" mortar joints

IRREGULAR
DRESSED
FIELDSTONE

The rugged look of Dressed Fieldstone complements any natural environment. Its rich texture and range of color enhance a multitude of architectural designs.

HEIGHT	LENGTH	THICKNESS	CORNER RETURNS
2 ½" - 14"	4" - 22"	1 ¼" - 2 ¾"	4" - 12"



ASPEN DRESSED FIELDSTONE
1/2" mortar joints



CHARDONNAY DRESSED FIELDSTONE
1/2" mortar joints



BUCKS COUNTY DRESSED FIELDSTONE
1/2" mortar joints



ECHO RIDGE® DRESSED FIELDSTONE
1/2" mortar joints

REALIZED ◆

RDstudio, inc. selected **DRESSED FIELDSTONE** in **ECHO RIDGE®** in Atlanta, GA restaurant. Photo courtesy of RDstudio, inc. (ig: rdstudioinc).



LARGE FORMAT



REALIZED ♦
This Old House 2021
Idea House featuring
CAST FIT® in CARBON.
Photo courtesy of
Amy Matthews.

LARGE FORMAT
CAST-FIT®

Cast-Fit brings understated European luxe to modern design. Muted colors make this a sophisticated choice for commercial and residential projects.

SIZE	HEIGHT	LENGTH	THICKNESS	CORNER RETURNS
8" x 16"	7 5/8"	15 5/8"	1 1/2"	3 5/8", 9 1/8"
12" x 24"	11 5/8"	23 5/8"	1 1/2"	3 5/8", 11 5/8"


CAST FIT / Parchment™



LARGE FORMAT
TEXTURED
CAST-FIT®

Textured Cast-Fit is a large-format profile full of visual and tactile appeal. It combines soft undertones with a subtle weathered touch.


SIZE	HEIGHT	LENGTH	THICKNESS	CORNER RETURNS
12" x 24"	11 5/8"	23 5/8"	1 1/2"	3 5/8", 11 5/8"



STANHOPE™ TEXTURED CAST-FIT



CARBON CAST-FIT
1/2" mortar joints



FRENCH GRAY™ CAST-FIT
1/2" mortar joints



PARCHMENT™ CAST-FIT
1/2" mortar joints

LEDGE



REALIZED ♦

Signature Homes
(ig: @homessig) selected
PRO-FIT™ TERRAIN™
LEDGESTONE in ARCTIC
in Western Canada.
Photo courtesy of Janina
Nicole Photography

LEDGE
COUNTRY
LEDGESTONE

Country Ledgestone is easy to install and offers an extensive color palette that helps differentiate one ledgestone from another.


HEIGHT	LENGTH	THICKNESS	CORNER RETURNS
1 1/2" - 6 1/2"	4 1/4" - 22"	1 3/8" - 2 3/8"	4" - 12"




ASHFALL COUNTRY LEDGESTONE
Tight-fitted mortar joints




BUCKS COUNTY COUNTRY LEDGESTONE
Tight-fitted mortar joints




ASPEN COUNTRY LEDGESTONE
Tight-fitted mortar joints




CARAMEL COUNTRY LEDGESTONE
1/2" mortar joints




BLACK RUNDLE COUNTRY LEDGESTONE
Tight-fitted mortar joints



CHARDONNAY COUNTRY LEDGESTONE
Tight-fitted mortar joints



ECHO RIDGE® COUNTRY LEDGESTONE
Tight-fitted mortar joints



GRAND MESA COUNTRY LEDGESTONE
1/2" mortar joints



GUNNISON™ COUNTRY LEDGESTONE
1/2" mortar joints



SEVILLA™ COUNTRY LEDGESTONE
Tight-fitted mortar joints



WHEATON™ COUNTRY LEDGESTONE
1/2" mortar joints



HUDSON BAY® COUNTRY LEDGESTONE
Tight-fitted mortar joints



SKYLINE COUNTRY LEDGESTONE
Tight-fitted mortar joints



WHITE OAK COUNTRY LEDGESTONE
1/2" mortar joints



MOJAVE COUNTRY LEDGESTONE
Tight-fitted mortar joints



WOLF CREEK® COUNTRY LEDGESTONE
Tight-fitted mortar joints

LEDGE

DEL MARE
LEDGESTONE®

Timeless Del Mare Ledge Stone is inspired by architecture found in the Mediterranean and along the coasts of the Pacific Islands. Use its varying textures to add interest to any project.

HEIGHT	LENGTH	THICKNESS	CORNER RETURNS
1" - 9 1/4"	4 1/2" - 16"	3/4" - 1 3/4"	4" - 12"



BLACK ISLE™ DEL MARE LEDGESTONE
Tight-fitted mortar joints



BURNT OCHRE DEL MARE LEDGESTONE
1/2" mortar joints



PALERMO DEL MARE LEDGESTONE
1/2" mortar joints

LEDGE
HEWN
STONE™

Hewn Stone brings the chic solemnity of castle-work to modern architecture with rough textures and smooth colors. Inspirational patterns and five unique sizes offer ultimate customization in design.

PLEASE NOTE:
EACH SIZE IS SOLD SEPARATELY. MULTIPLE SIZES ARE SHOWN.

SIZE	HEIGHT	LENGTH	THICKNESS	CORNER RETURNS
308	3"	8"	1 ½"	3", 7"
314	3"	14"	1 ½"	3", 7"
514	5"	14"	1 ½"	3", 10"
522	5"	22"	1 ½"	3", 10"
822	8"	22"	1 ½"	3", 10"



FOUNDATION HEWN STONE
Tight-fitted mortar joints



SPAN HEWN STONE
Tight-fitted mortar joints



◆ **REALIZED**

Unique Home Concepts (ig: @unique_home_concepts) selected **HEWN STONE™** in **SPAN** for the Grand Prairie Dream Home Lottery project in Alberta, Canada. Photo courtesy of CSI-All Things Stone (ig: @csi_allthingsstone).



ARCTIC HEWN STONE
Tight-fitted mortar joints



TALUS HEWN STONE
Tight-fitted mortar joints

LEDGE
PRO-FIT®
LEDGESTONE

Pro-Fit Ledgestone is refined and easy to use, with clean colors that accent a multitude of design choices. Made up of textured pieces of the same height, it is ideal for tight fits and intricate constructions.

HEIGHT	LENGTH	THICKNESS	CORNER RETURNS
4"	8", 12", 20"	½" - 1 ½"	4", 8", 12"

◆ **REALIZED**

J. Patrick Homes selected **PRO-FIT® LEDGESTONE** in **SOUTHWEST BLEND** in Houston, TX. Photo courtesy of J. Patrick Homes (ig: jpatrickhomes).



GRAY PRO-FIT LEDGESTONE
Tight-fitted mortar joints



MOJAVE PRO-FIT LEDGESTONE
Tight-fitted mortar joints



PLATINUM PRO-FIT LEDGESTONE
Tight-fitted mortar joints



SHALE PRO-FIT LEDGESTONE
Tight-fitted mortar joints



SOUTHWEST BLEND PRO-FIT LEDGESTONE
Tight-fitted mortar joints

LEDGE
PRO-FIT®
 ALPINE
 LEDGESTONE

Pro-Fit Alpine Ledgestone is a sleek and impactful answer for a modern outdoor look that works indoors as well. Reminiscent of Northern ski lodges, it is easy to install and precisely textured.


HEIGHT	LENGTH	THICKNESS	CORNER RETURNS
4"	8", 12", 20"	¾" – 2 ¼"	4", 8", 12"

REALIZED ◆


Ryan Young Interiors (ig: @ryidesign) selected **PRO-FIT® ALPINE LEDGESTONE** in **WINTERHAVEN™** for the Regency Creekside Meadows Clubhouse in Bath, PA. Photo courtesy of Taylor Photo.



BLACK MOUNTAIN® PRO-FIT ALPINE LEDGESTONE
 Tight-fitted mortar joints



DARK RIDGE™ PRO-FIT ALPINE LEDGESTONE
 Tight-fitted mortar joints




SUMMIT PEAK PRO-FIT ALPINE LEDGESTONE
 Tight-fitted mortar joints



BLACK RUNDLE PRO-FIT ALPINE LEDGESTONE
 Tight-fitted mortar joints



ECHO RIDGE® PRO-FIT ALPINE LEDGESTONE
 Tight-fitted mortar joints



UMBER CREEK PRO-FIT ALPINE LEDGESTONE
 Tight-fitted mortar joints



CHARDONNAY PRO-FIT ALPINE LEDGESTONE
 Tight-fitted mortar joints



PHEASANT PRO-FIT ALPINE LEDGESTONE
 Tight-fitted mortar joints



WINTERHAVEN™ PRO-FIT ALPINE LEDGESTONE
 Tight-fitted mortar joints


LEDGE
PRO-FIT[®]
MODERA[™]
LEDGESTONE

Pro-Fit Modera Ledgestone is classic contemporary. Create a tailored look with easily installed, meticulously bundled modular components of equal height.

HEIGHT	LENGTH	THICKNESS	CORNER RETURNS
4"	8", 12", 20"	¾", 1 ¼", 1 ¾"	4", 8", 12"

REALIZED ◆

Todd Peddicord Designs (ig: @toddpeddicorddesigns) selected **PRO-FIT[®] MODERA[™] LEDGESTONE** in **CARBON** for "The Instagram Project" in Lincoln, CA. Photo courtesy of Trevor Jobson.



CARBON PRO-FIT MODERA LEDGESTONE
 Tight-fitted mortar joints



INTAGLIO PRO-FIT MODERA LEDGESTONE
 Tight-fitted mortar joints



VELLUM PRO-FIT MODERA LEDGESTONE
 Tight-fitted mortar joints


LEDGE
PRO-FIT[®]
TERRAIN[™]
LEDGESTONE

Pro-Fit Terrain Ledgestone is a modern-inclined, clean design that adds sleek, textural interest to any project. The slim, equal-height pieces are expertly bundled by our masons to ensure ease of use.

HEIGHT	LENGTH	THICKNESS	CORNER RETURNS
4"	8", 12", 20"	¾", 1 ¼", 1 ¾"	4", 8", 12"



ARCTIC PRO-FIT TERRAIN LEDGESTONE
 Tight-fitted mortar joints



ETHOS PRO-FIT TERRAIN LEDGESTONE
 Tight-fitted mortar joints



ARCADIA PRO-FIT TERRAIN LEDGESTONE
 Tight-fitted mortar joints



TREK PRO-FIT TERRAIN LEDGESTONE
 Tight-fitted mortar joints



◆ **REALIZED**

Unique Home Concepts (ig: @unique_home_concepts) selected **PRO-FIT[®] TERRAIN[™] LEDGESTONE** in **ARCADIA** for the Grand Prairie Dream Home Lottery project in Alberta, Canada. Photo courtesy of CSI-All Things Stone (ig: @csi_allthingsstone).

LEDGE
SOUTHERN
LEDGESTONE

Southern LedgeStone offers a rugged and informal appeal with its rough texture and decided irregularity. Tight-fitted or mortared, Southern LedgeStone can be used to achieve a number of unique treatments.

HEIGHT	LENGTH	THICKNESS	CORNER RETURNS
½" - 6"	4" - 20"	1" - 2 ¾"	4" - 12"

◆ REALIZED

Barrington Homes selected **SOUTHERN LEDGESTONE** in **BUCKS COUNTY** for Langdon Farms in Gibsonsia, PA. Photo courtesy of Barrington Homes (ig: @barrington_homes).



ASPEN SOUTHERN LEDGESTONE
1/2" mortar joints



ECHO RIDGE® SOUTHERN LEDGESTONE
Tight-fitted mortar joints



BUCKS COUNTY SOUTHERN LEDGESTONE
Tight-fitted mortar joints



GRAY SOUTHERN LEDGESTONE
1/2" mortar joints



CHARDONNAY SOUTHERN LEDGESTONE
Tight-fitted mortar joints



WOLF CREEK® SOUTHERN LEDGESTONE
Tight-fitted mortar joints

TRIM & ACCESSORIES


Cultured Transitions®, the new home for our ever-evolving collection of unique trim and accessories, adds even more beauty and functionality to the home or business. Everything you need to complete each project is in one convenient collection. From unique capstones and trim to elegant electrical boxes, our selection of timeless accents will add both style and protection to any commercial or residential façade.

COBBLEFIELD® / Echo Ridge®
KEYSTONE / Gray




TRIM & ACCESSORIES
**ARCHITECTURAL
 STONE TRIM,
 CAPSTONES &
 HEARTHSTONES**

ELECTRICAL BOX, TRIM & CAPSTONE COLORS



CAST-FIT WATERTABLE/SILL COLORS



HEARTHSTONE COLORS



Dimensions listed are nominal. Please check the actual product size to ensure the right fit for your application.
 *Note: Flat Textured Capstones can be used for fireplace hearths. Hearthstones are not suitable for foot traffic.



**ELECTRICAL BOX:
 LARGE LIGHT FIXTURE**
 Gray (shown), Nightfall™,
 Sable, Taupe
 9 ½" × 15" × 1 ¾"



**ELECTRICAL BOX:
 STANDARD LIGHT
 FIXTURE**
 Gray, Nightfall,
 Sable (shown), Taupe
 8" × 10" × 1 ¾"



**ELECTRICAL BOX:
 SINGLE RECEPTACLE**
 Gray, Nightfall, Sable,
 Taupe (shown)
 6" × 8" × 1 ¾"



KEystone
 Champagne, Gray, Nightfall,
 Sable, Taupe (shown)
 5 ½" × 8" × 10" × 1 7/8"



TRIM STONE
 Champagne, Gray (shown),
 Nightfall, Sable, Taupe
 6" × 8" × 1 7/8"



TUSCAN LINTEL
 Champagne, Gray, Nightfall,
 Sable (shown), Taupe
 6" × 22" × 2 5/8"



WATERTABLE/SILL
 Champagne, Gray, Nightfall,
 Sable (shown), Taupe
 2 ½" × 18" × 3"



**CAST-FIT®
 WATERTABLE/SILL**
 Carbon (shown), French
 Gray™, Intaglio, French
 Gray™, Intaglio, Parchment™, Vellum
 2 ½" × 18" × 3"



FLAGSTONE PIER CAP
 Champagne (shown), Gray,
 Nightfall, Sable, Taupe
 24" × 24", 32" × 32"
 2 ½" – 4 ½" thickness at peak



**FLAT TEXTURED
 CAPSTONES***
 Champagne, Gray (shown),
 Nightfall, Sable, Taupe
 10" × 20", 12" × 20"
 2" thickness



**FLAGSTONE SLOPED
 WALL CAP**
 Champagne, Gray, Nightfall,
 Sable (shown), Taupe
 12" × 20", 16" × 20"
 2" – 2 ¾" thickness at peak



HEARTHSTONE
 Blond, Chardonnay (shown),
 Cream, Gray, Marsh,
 Nightfall, Sable
 19" × 20" × 1 ¾"

RESOURCES

Whatever your goals,
 Cultured Stone is determined
 to equip you with the resources
 necessary to achieve your vision.



REALIZED ♦
 3rd Generation Homes selected
COUNTRY LEDGESTONE in
ECHO RIDGE® in Kelowna, BC.
 Photo courtesy of CSI-All Things Stone
 (ig: @csi_allthingsstone).

RESOURCES

COORDINATING COLOR GUIDE

We've designed our Cultured Transitions™ architectural accents to complement our textures and colors beautifully. Use this chart as a guide to selecting the architectural accents that best harmonize with the Cultured Stone veneer products you have chosen.

	TRIMS – PAGE 39	HEARTHSTONES – PAGE 39	PAGE #
ASHLAR			5–8
COBBLEFIELD®			7
CHARDONNAY	FRENCH GRAY™, TAUPE	CHARDONNAY, MARSH	7
ECHO RIDGE®	CARBON, GRAY, INTAGLIO, NIGHTFALL™	GRAY, NIGHTFALL	7
GRAY	GRAY, INTAGLIO	GRAY	7
SALT FLAT™	CHAMPAGNE	CREAM	7
SAN FRANCISCO	FRENCH GRAY, GRAY, NIGHTFALL, TAUPE	GRAY, NIGHTFALL	7
TEXAS CREAM	CHAMPAGNE, PARCHMENT™	CREAM	7
LIMESTONE			8
BUCKS COUNTY	FRENCH GRAY, GRAY, TAUPE	GRAY, MARSH	8
CHARDONNAY	FRENCH GRAY, TAUPE	CHARDONNAY, MARSH	8
SCULPTED ASHLAR			8
ECHO RIDGE	CARBON, GRAY, INTAGLIO, NIGHTFALL	GRAY, NIGHTFALL	8
FERROUS	CARBON, NIGHTFALL, SABLE	NIGHTFALL, SABLE	8
GROUSE®	CHAMPAGNE, VELLUM, TAUPE, FRENCH GRAY	CREAM, MARSH	8
SILVER SHORE®	CHAMPAGNE, VELLUM	CREAM	8

	TRIMS – PAGE 39	HEARTHSTONES – PAGE 39	PAGE #
CULTURED BRICK®			9–12
TENLEY BRICK™			11
KULLEN™	CARBON, GRAY	GRAY	11
LOFTEN™	CHAMPAGNE, VELLUM	CREAM	11
NORI™	GRAY, NIGHTFALL	GRAY, NIGHTFALL	11
WILDON™	INTAGLIO, GRAY	GRAY	11
USED BRICK			12
ANTIQUE RED	FRENCH GRAY, TAUPE	CHARDONNAY, MARSH	12
HIGH DESERT	FRENCH GRAY, TAUPE	CHARDONNAY, MARSH	12
HANDMADE BRICK			12
CANVAS™	FRENCH GRAY, TAUPE	CHARDONNAY, MARSH	12
CARBON	CARBON, GRAY, INTAGLIO	GRAY	12
MOROCCAN SAND	FRENCH GRAY, TAUPE	CHARDONNAY, MARSH	12
TITANIUM™	FRENCH GRAY, TAUPE	CHARDONNAY, MARSH	12
IRREGULAR			13–16
ANCIENT VILLA LEDGESTONE™			15
PALISADES	CARBON, FRENCH GRAY, GRAY, SABLE, TAUPE	GRAY, MARSH, SABLE	15
SEVILLA™	FRENCH GRAY, SABLE, TAUPE	CHARDONNAY, MARSH, SABLE	15
DRESSED FIELDSTONE			16
ASPEN	FRENCH GRAY, TAUPE	GRAY, MARSH	16
BUCKS COUNTY	FRENCH GRAY, GRAY, TAUPE	GRAY, MARSH	16
CHARDONNAY	FRENCH GRAY, TAUPE	CHARDONNAY, MARSH	16
ECHO RIDGE	CARBON, GRAY, INTAGLIO, NIGHTFALL	GRAY, NIGHTFALL	16
RIVER ROCK			15
EARTH BLEND	TAUPE	BLOND, MARSH	15
LAKESHORE	TAUPE	BLOND, CREAM, MARSH	15
LAKE TAHOE	GRAY, TAUPE	GRAY	15
LARGE FORMAT			17–20
CAST-FIT®			19
CARBON	CARBON, GRAY, INTAGLIO	GRAY	19
FRENCH GRAY	FRENCH GRAY, TAUPE	MARSH	19
PARCHMENT	CHAMPAGNE, PARCHMENT	CREAM	19
TEXTURED CAST-FIT®			20
STANHOPE™	GRAY, FRENCH GRAY, SABLE	GRAY, SABLE	20

	TRIMS – PAGE 39	HEARTHSTONES – PAGE 39	PAGE #
LEDGE			21–33
COUNTRY LEDGESTONE			23–25
ASHFALL	FRENCH GRAY, GRAY, INTAGLIO, TAUPE	GRAY, MARSH	23
ASPEN	FRENCH GRAY, TAUPE	GRAY, MARSH	23
BLACK RUNDLE	GRAY, NIGHTFALL	GRAY, NIGHTFALL	23
BUCKS COUNTY	FRENCH GRAY, GRAY, TAUPE	GRAY, MARSH	23
CARAMEL	FRENCH GRAY, TAUPE	BLOND, MARSH	23
CHARDONNAY	FRENCH GRAY, TAUPE	CHARDONNAY, MARSH	23
ECHO RIDGE	CARBON, GRAY, INTAGLIO, NIGHTFALL	GRAY, NIGHTFALL	24
GRAND MESA	TAUPE	MARSH	24
GUNNISON™	GRAY, NIGHTFALL	GRAY, NIGHTFALL	25
HUDSON BAY®	FRENCH GRAY, SABLE, TAUPE	CHARDONNAY, MARSH, SABLE	25
MOJAVE	FRENCH GRAY, TAUPE	BLOND, MARSH	25
SEVILLA	FRENCH GRAY, SABLE, TAUPE	CHARDONNAY, MARSH, SABLE	25
SKYLINE	FRENCH GRAY, GRAY, INTAGLIO, TAUPE	GRAY, MARSH	25
WHEATON™	CHAMPAGNE, PARCHMENT	CREAM	25
WHITE OAK	CHAMPAGNE, PARCHMENT	CREAM	25
WOLF CREEK®	FRENCH GRAY, NIGHTFALL, SABLE, TAUPE	MARSH, NIGHTFALL, SABLE	25
DEL MARE LEDGESTONE®			26
BLACK ISLE™	NIGHTFALL	GRAY, NIGHTFALL	26
BURNT OCHRE	FRENCH GRAY, SABLE, TAUPE	BLOND, MARSH, SABLE	26
PALERMO	FRENCH GRAY, SABLE, TAUPE	BLOND, MARSH, SABLE	26
HEWN STONE™			27
ARCTIC	CHAMPAGNE	CREAM	27
FOUNDATION	VELLUM	CREAM	27
SPAN	CARBON, FRENCH GRAY	GRAY	27
TALUS	CARBON, INTAGLIO, VELLUM	CREAM, MARSH	27
PRO-FIT® LEDGESTONE			28
GRAY	GRAY, INTAGLIO	GRAY	28
MOJAVE	FRENCH GRAY™, TAUPE	BLOND, MARSH	28
PLATINUM	CHAMPAGNE, GRAY, PARCHMENT™	CREAM, GRAY	28
SHALE	FRENCH GRAY, GRAY, INTAGLIO, TAUPE	GRAY, MARSH	28

	TRIMS – PAGE 39	HEARTHSTONES – PAGE 39	PAGE #
LEDGE			25–37
PRO-FIT® LEDGESTONE			28
SOUTHWEST BLEND	CHAMPAGNE, PARCHMENT	CREAM, BLOND	28
PRO-FIT ALPINE LEDGESTONE			29–30
BLACK MOUNTAIN®	GRAY, INTAGLIO, NIGHTFALL™	GRAY, NIGHTFALL	30
BLACK RUNDLE	GRAY, NIGHTFALL	GRAY, NIGHTFALL	30
CHARDONNAY	FRENCH GRAY, TAUPE	CHARDONNAY, MARSH	30
DARK RIDGE™	GRAY, NIGHTFALL	GRAY, NIGHTFALL	30
ECHO RIDGE®	CARBON, GRAY, INTAGLIO, NIGHTFALL	GRAY, NIGHTFALL	30
PHEASANT	CARBON, GRAY	GRAY	30
SUMMIT PEAK	FRENCH GRAY, TAUPE, VELLUM	GRAY, MARSH	30
UMBER CREEK	FRENCH GRAY, NIGHTFALL, SABLE, TAUPE	MARSH, NIGHTFALL, SABLE	30
WINTERHAVEN™	CHAMPAGNE, PARCHMENT, VELLUM	CREAM	30
PRO-FIT MODERA™ LEDGESTONE			31
CARBON	CARBON	GRAY, NIGHTFALL	31
INTAGLIO	INTAGLIO	GRAY, MARSH	31
VELLUM	VELLUM	CREAM	31
PRO-FIT TERRAIN™ LEDGESTONE			32
ARCADIA	CARBON, GRAY	GRAY	32
ARCTIC	CHAMPAGNE	CREAM	32
ETHOS	INTAGLIO	CREAM, MARSH	32
TREK	NIGHTFALL	NIGHTFALL	32
SOUTHERN LEDGESTONE			33
ASPEN	FRENCH GRAY, TAUPE	GRAY, MARSH	33
BUCKS COUNTY	FRENCH GRAY, GRAY, TAUPE	GRAY, MARSH	33
CHARDONNAY	FRENCH GRAY, TAUPE	CHARDONNAY, MARSH	33
ECHO RIDGE	CARBON, GRAY, INTAGLIO, NIGHTFALL	GRAY, NIGHTFALL	33
GRAY	GRAY, INTAGLIO	GRAY	33
WOLF CREEK®	FRENCH GRAY, NIGHTFALL, SABLE, TAUPE	MARSH, NIGHTFALL, SABLE	33

RESOURCES

STONE VENEER DIMENSIONS*

*These are all nominal dimensions and ranges. Actual dimensions may vary.

	HEIGHT	LENGTH	THICKNESS	CORNER RETURNS	PAGE #
ASHLAR					5-8
COBBLEFIELD®	2" - 8"	4" - 20"	1" - 2 5/8"	3" - 12"	7
LIMESTONE	1 1/4" - 6"	4" - 16 3/4"	1 1/2" - 2 5/8"	4" - 11"	8
SCULPTED ASHLAR	2 1/4" - 7 3/4"	5 1/2" - 20 1/2"	1" - 2"	4", 7", 10"	8
CULTURED BRICK®					9-12
TENLEY BRICK™	2 1/2"	10 1/2"	1"	5 1/4", 10 1/2"	11
USED BRICK	2 3/8" - 2 5/8"	7 7/8" - 8 1/8"	3/4"	4", 8"	12
HANDMADE BRICK	2 3/4"	8 3/16"	3/4"	3 5/8", 8 1/4"	12
IRREGULAR					13-16
ANCIENT VILLA LEDGESTONE™	2" - 12"	5" - 16"	1 1/4" - 1 3/4"	4" - 12"	15
DRESSED FIELDSTONE	2 1/2" - 14"	4" - 22"	1 1/4" - 2 5/8"	4" - 12"	16
RIVER ROCK	2" - 14"	2" - 14"	1" - 2 5/8"	3" - 12"	15
LARGE FORMAT					17-20
CAST-FIT® 8" x 16"	7 5/8"	15 5/8"	1 1/2"	3 5/8", 9 1/8"	19
CAST-FIT 12" x 24"	11 5/8"	23 3/8"	1 1/2"	3 5/8", 11 5/8"	19
TEXTURED CAST-FIT® 12" x 24"	11 5/8"	23 3/8"	1 1/2"	3 5/8", 11 5/8"	20

	HEIGHT	LENGTH	THICKNESS	CORNER RETURNS	PAGE #
LEDGE					21-33
COUNTRY LEDGESTONE	1 1/2" - 6 1/2"	4 1/4" - 22"	1 1/8" - 2 3/8"	4" - 12"	23-25
DEL MARE LEDGESTONE®	1" - 9 1/4"	4 1/2" - 16"	3/4" - 1 3/4"	4" - 12"	26
HEWN STONE™ 308	3"	8"	1 1/2"	3", 7"	27
HEWN STONE 314	3"	14"	1 1/2"	3", 7"	27
HEWN STONE 514	5"	14"	1 1/2"	3", 10"	27
HEWN STONE 522	5"	22"	1 1/2"	3", 10"	27
HEWN STONE 822	8"	22"	1 1/2"	3", 10"	27
PRO-FIT® LEDGESTONE	4"	8", 12", 20"	1/2" - 1 1/2"	4", 8", 12"	28
PRO-FIT ALPINE LEDGESTONE	4"	8", 12", 20"	3/4" - 2 1/4"	4", 8", 12"	29-30
PRO-FIT MODERA™ LEDGESTONE	4"	8", 12", 20"	3/4", 1 1/4", 1 3/4"	4", 8", 12"	31
PRO-FIT TERRAIN™ LEDGESTONE	4"	8", 12", 20"	3/4", 1 1/4", 1 3/4"	4", 8", 12"	32
SOUTHERN LEDGESTONE	1/2" - 6"	4" - 20"	1" - 2 5/8"	4" - 12"	33

REALIZED ♦
 Designer mood board featuring COUNTRY LEDGESTONE in SKYLINE. Photo courtesy of Joanna McLennan (ig: @mabel_lake_house).



RESOURCES

WARRANTY

50-Year Transferable Express Limited Warranty*

Cultured Stone® architectural stone veneer products carry a 50-year transferable express limited warranty subject to the terms of the warranty. The warranty is limited, in manufacturer's sole discretion, to either (i) repair or replacement of covered, nonconforming products or (ii) a refund of the price paid for such products. Labor costs for removal or installation of such products are not covered under the warranty. The warranty may be transferred to subsequent purchasers of the applicable home or building subject to the transferability and coverage terms set forth within the warranty. Complete warranty information is available on request.

* See actual warranty at CulturedStone.com. Overhead, horizontal or sloped applications are not included in our building code evaluation reports or acceptances. These applications often require special approval/inspections by local building inspectors. Contact your architect or engineer for assistance with designing these installations.

INSTALLATION

Cultured Stone veneer can be used on most structurally sound wall surfaces. Its lightweight and quick adhesion allows for fast, easy installation without additional footings or wall ties. Each piece of Cultured Stone veneer is applied individually with Type N or Type S mortar and attaches permanently to the wall surface.

Be sure to read the full, detailed Cultured Stone installation instructions. Get a copy from your Cultured Stone dealer at CulturedStone.com or by calling (800) 255-1727.

The National Concrete Masonry Association offers a wealth of information at ncma.org.

MAINTENANCE

Cultured Stone and Cultured Brick veneers are virtually maintenance-free. If required, lightly wash to remove dust or dirt. Do not sandblast or wash with acid, abrasives or high-pressure water. Damaged or graffiti-marred stones can be removed and replaced with matching materials.

TECHNICAL DATA

Cultured Stone products are engineered to meet or exceed the specifications set by building code officials.

Unit Weight

Approximately 8-12 lbs/ft² (39-58 kg/m²) but not more than 15 lbs/ft² (72 kg/m²).

Thickness

Thickness averages 1 3/4". May vary depending on choice of texture.

Colorfast

Colors become an integral part of the stone during casting. Existing applications show no undesirable change in color after years of weathering.

Noncombustible/Surface Burning Characteristics

UL tested and listed. Cultured Stone products tested out with zero flame spread and zero smoke development.

Technical Support

Complete copies of Cultured Stone research reports, approvals, tests, listings or acceptances conducted by independent testing agencies are available on request. Cultured Stone products meet or exceed all ICC-ES Acceptance Criteria #51 requirements for precast stone veneer.

Other manufacturers who claim to produce equivalent products should be asked to provide documentation of claims.

RESOURCES

PROTECTING OUR SURROUNDINGS

We strive to meet today's building needs without compromising the future. Cultured Stone veneers are designed to not only beautify spaces but also take care of our shared environment along the way. To that end, our closed-loop recycling system allows us to reuse water during manufacturing, which proves especially important in California's drought-prone environment. Cultured Stone veneer products contain an average of 58% recycled content.

COUNTRY LEDGESTONE / Aspen



FROM COAST TO COAST (AND EVERYWHERE IN BETWEEN)

While the heart of Cultured Stone operations can be found in Roswell, Georgia, the skilled hands that craft our work can be found in our two plants. Strategic locations in Napa, California, and Chester, South Carolina, have allowed us to create one of the largest distribution footprints in the U.S. and Canada and globally into Europe, Asia and Australia. For the builders who rely on easy access to our materials, this convenient presence provides an invaluable resource. Masters at both plants make it possible for Cultured Stone to offer quality stone products that are proudly made in the U.S.

WE PUT OUR MASTERS' STAMP ON EVERY STONE

From cast to model, the entire Cultured Stone veneer production process is very much hands-on — down to the trademark C.S.V.® (Cultured Stone Veneer) stamp that has been hand-applied to each and every stone we craft since 1962. Only genuine Cultured Stone products have a C.S.V. indicia embossed on the edge, guaranteeing that you're getting the original, proven and preferred brand. After all, a master's touch is all in the detail.



SHARE HOW YOU PUT A STAMP ON YOUR SURROUNDINGS

We'd love to see how you bring environments to life with Cultured Stone. We might even request to share them with our partners, on our website, or among the Realized features throughout this book. Please upload your favorite photos and project details at CulturedStone.com/realized.



CULTURED
STONE™

AWAKEN YOUR SURROUNDINGS™

Explore the endless possibilities of building with Cultured Stone veneer products by visiting our website at CulturedStone.com. For more detailed information, please call (800) 255-1727. For continual inspiration, follow us on social.



REALIZED ♦

Aurora Design Group (ig: @aurorabywraye) selected COUNTRY LEDGESTONE in WHEATON™ in Indianola, IA. Photo courtesy of Alexa Karen Photography.



THE PRODUCTS TO DO EVERYTHING. THE POWER TO DO EVEN MORE.

We're answering "what ifs" on a whole new level—from the solutions we create to the dreams we build. We have the tools and technology to tell design stories on a bigger scale and on a more personal level. There are no limits to how far we innovate, how deeply we express, how strongly we commit and how boldly we go. **Together let's Be Boundless™.**

Westlake
Royal Building Products™
© 2026 Westlake Royal Building Products

Cultured Stone®
culturedstone.com | 800-255-1727
013026



BE BOUNDLESS™