2021

Catalog *of* dreams

Unilock. The Original

Trust The Best

When the time is right to create a truly exceptional outdoor space, from driveways and entrances, to backyard sanctuaries, and more, trust the original to make your dreams come true.

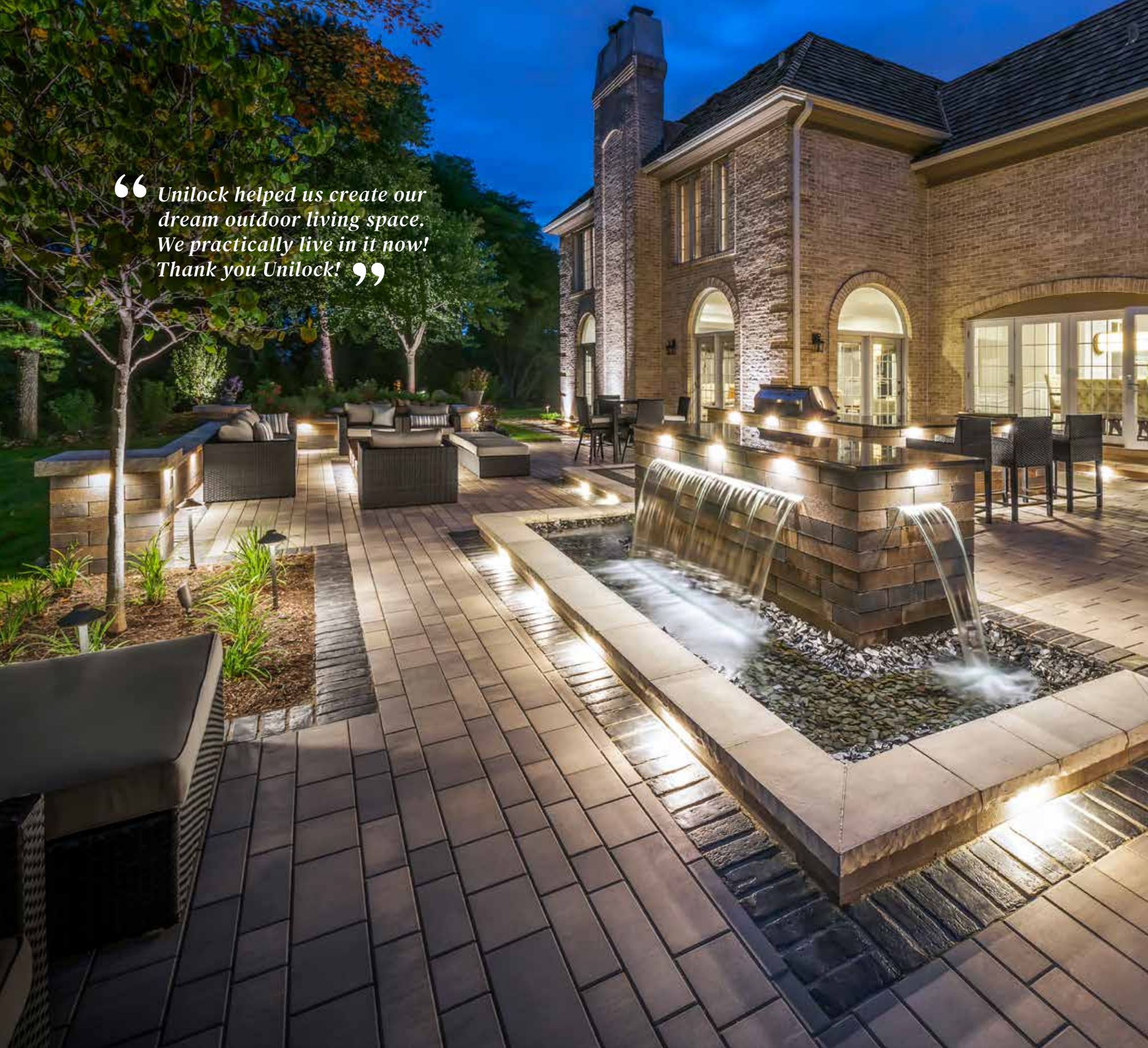

“Unilock helped us create our dream outdoor living space. We practically live in it now! Thank you Unilock!”

What's inside

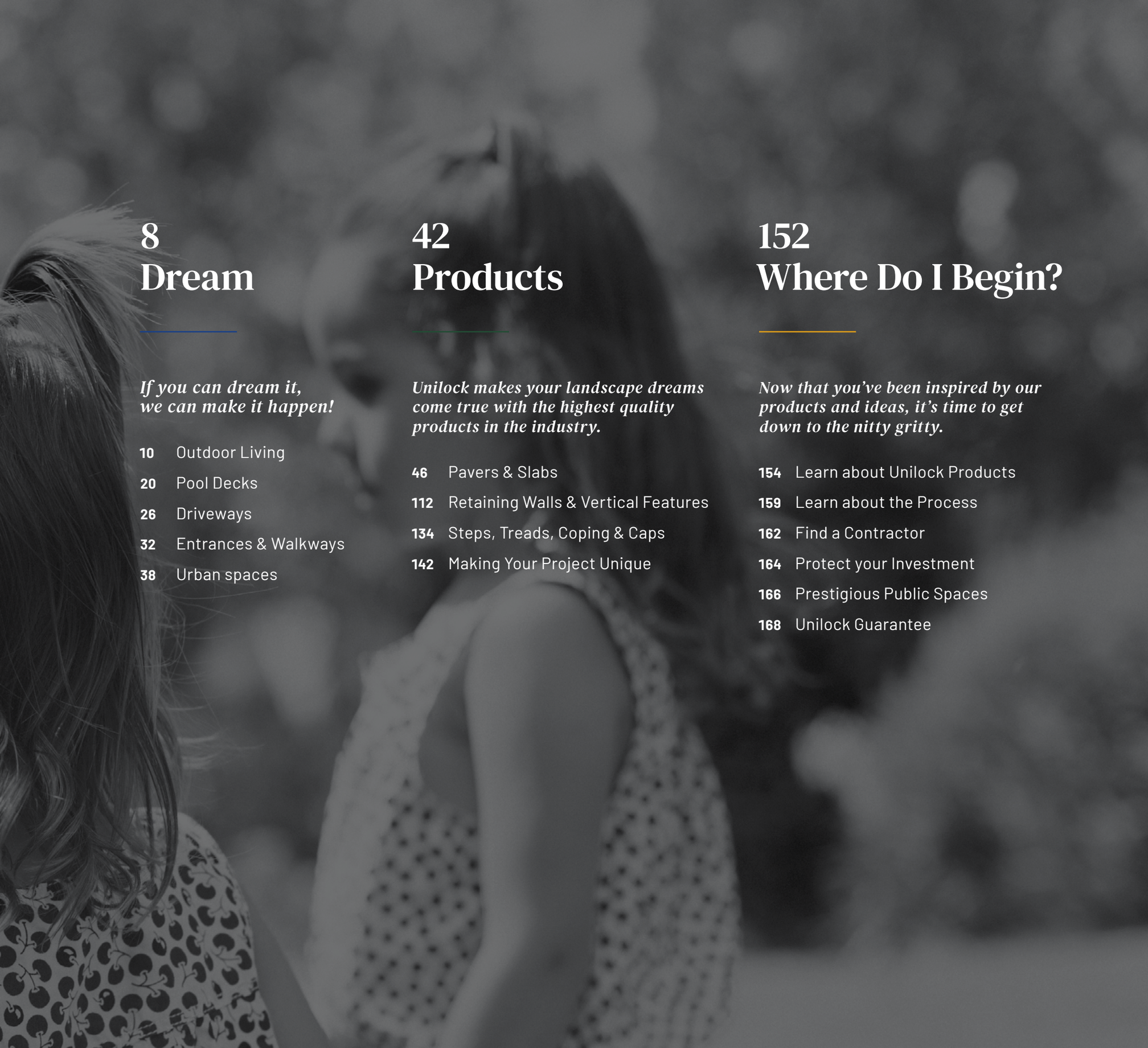

8 Dream

If you can dream it, we can make it happen!

10 Outdoor Living

20 Pool Decks

26 Driveways

32 Entrances & Walkways

38 Urban spaces

42 Products

Unilock makes your landscape dreams come true with the highest quality products in the industry.

46 Pavers & Slabs

112 Retaining Walls & Vertical Features

134 Steps, Treads, Coping & Caps

142 Making Your Project Unique

152 Where Do I Begin?

Now that you've been inspired by our products and ideas, it's time to get down to the nitty gritty.

154 Learn about Unilock Products

159 Learn about the Process

162 Find a Contractor

164 Protect your Investment

166 Prestigious Public Spaces

168 Unilock Guarantee

10 Reasons to Choose Unilock

There's more to a successful project than what you see on the finished surface.

1 STYLES YOU CAN'T GET ANYWHERE ELSE

From the sleek, contemporary look of Umbriano™ to the timeless feel of weathered European cobblestones and everything in between, Unilock® has something for everyone's landscape dreams.

2 UNILOCK IDEA CENTER

The Unilock Outdoor Idea Center is a real place where you can walk through inspiring displays of Unilock products in a full-scale outdoor setting. Let our friendly customer service staff show you our amazing products and help you create your dream plan. We'll even provide you with **free product samples.**

We're here to help you every step of the way.

Unilock Outdoor Idea Center
301 E. Sullivan Rd. Aurora, IL 60505

3 ADVANCED TECHNOLOGY

With products to suit every budget and a huge variety of material types, Unilock will make your landscape dreams come true!

- **EasyClean™ Stain Resistance**
  Factory sealed to provide integral surface protection from stains
- **Reala™ Technology**
  Cast from natural stone, brick and historic European cobblestones
- **Ultima™ Concrete Technology**
  Up to 4x stronger than poured-in-place concrete
- **ColorFusion™ Technology**
  Randomly dispersed color and granite particles

4 GREENER CHOICES – WATER MANAGEMENT

We began selling permeable pavers more than 25 years ago and have more experience in this area than any other manufacturer. Permeable pavers are a popular choice to unlock useable space in municipalities where non-permeable lot coverage is restricted. They allow water to flow through extra wide joints to replenish the natural eco-system.

This icon indicates permeable products.

5 UNSURPASSED DURABILITY

TRANSFERABLE LIFETIME GUARANTEE

There isn't a better paving product in the world. Unilock products set the standard for quality in the industry.

Every Unilock product is...

- **Durable**
- **Made with colorfast pigments**
- **Slip resistant**
- **Resistant to salt erosion**
- **Designed to tolerate oil and gas spills**
- **Backed by our Transferable Lifetime Guarantee**

6 THE GO-TO PRODUCT FOR PROFESSIONALS

There's good reason why the pros choose Unilock products. From architects and landscape architects to city engineers and commercial property owners, Unilock is preferred by professionals.

Many of the products featured in this catalog have been installed in large scale commercial projects in some of the most prestigious spaces in North America. **If we're the choice of the pros, shouldn't you choose us, too?**

7 MORE EXPERIENCE THAN ANYONE ELSE

Founded in 1972, Unilock was the first to manufacture paving stones in North America. Over the past 48 years, we have perfected our manufacturing process and have developed technologies to create products that set the bar for innovation and creativity.

Our world-class production facilities are renowned for their safety and cleanliness and are staffed with the most experienced production people in the industry.

This, in combination with our ongoing investment in technologically advanced equipment, ensures we're able to provide the best in quality, consistency and design.

8 UNBEATABLE PRODUCT GUARANTEE

Unilock was the first to offer a transferable Lifetime Guarantee on our manufactured products. That's quite the commitment since we have almost 2 billion stones on the ground! You can sleep well at night knowing that **Unilock is behind you 100%.**

9 GUARANTEED TO DO THE JOB RIGHT

A product is only as good as the workmanship used to install it. Unilock Authorized Contractors are rigorously screened and hand-picked for their quality workmanship and exceptional business practices which enables us to guarantee their workmanship for a period of two years. When you choose a Unilock Authorized Contractor, you can be assured that you are getting the best in the business.

10 WE'RE HERE TO HELP

Unilock is a family owned company that cares about the success of your project. Contractors know that help from Unilock is only a phone call away and we're committed to providing the best customer experience in the industry.

Outdoor Living
Pool Decks
Driveways
Entrances & Walkways
Urban Spaces

Dream

If you can dream it, we can make it happen!

Whether you're dreaming of an intimate patio, a practical driveway or a luxurious outdoor living space, Unilock has everything you need to make your dream come true.

Unlock the Possibilities!

Outdoor Living

Imagine extending your living space outdoors. An elegant and beautiful backyard not only adds tremendous value to your home, it also adds wonderful opportunities for your family to enjoy time together.

Pavers: Umbriano™ (Winter Marvel) with Copthorne® (Basalt) accent
Wall: Rivercrest® Wall (Coastal Slate) with Copthorne (Basalt) accent and Ledgestone™ (Grey) coping and pillar caps

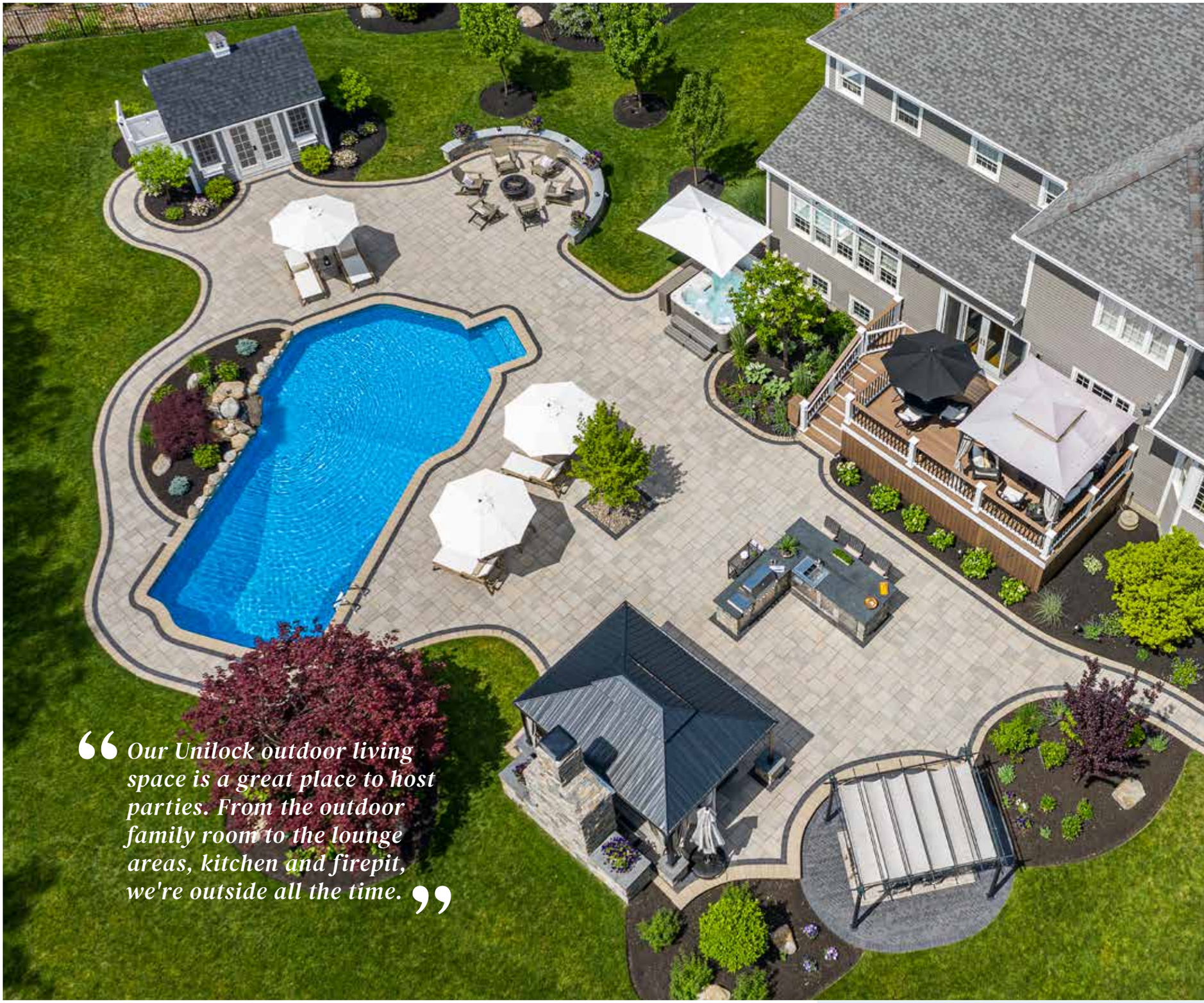

“Our Unilock outdoor living space is a great place to host parties. From the outdoor family room to the lounge areas, kitchen and firepit, we're outside all the time.”

With outdoor spaces designed for alfresco living, you'll gain a new appreciation for outdoor dining, relaxing, enjoying conversation in a peaceful environment and entertaining friends and family in style.

LEFT PAGE

Pavers: Beacon Hill™ Flagstone (Bavarian Blend) with Copthorne® (Basalt) and Brussels Block® (Sandstone) accents

TOP RIGHT

Pavers: Umbriano™ (Summer Wheat) with Town Hall® (Burnt Clay) accent and Natural Stone (Indian Coast) step

BOTTOM RIGHT

Pavers: Bristol Valley® (Steel Mountain) with Copthorne® (Basalt) and Brussels Block® (Sandstone) accent
Wall: Brussels Dimensional Stone® (Sierra) with Copthorne (Basalt) accent and Ledgestone™ (Buff) coping

EXPAND YOUR HOME

A new outdoor living space can add functional square footage to your existing home by providing a new space to relax and entertain. Consider first how you would like to use the space, and then design it as an extension of your interior decorating style. Even a small space can appear bigger by using different paver colors, paver borders, elevation changes and seat walls to define distinct areas for cooking, eating and relaxing.

Pavers: Beacon Hill Smooth (Bavarian Blend) with Mattoni™ (Dark Charcoal) accent
Walls: Lineo™ Dimensional Stone (River) with Mattoni (Dark Charcoal) accent and Ledgestone™ (Buff) coping and trim detail

Pavers: Beacon Hill™ Smooth (Bavarian Blend) with Town Hall® (Basalt) accent
Wall: U-Cara® (Bavarian Blend Pitched)

Did You Know?

Unilock offers a software program that creates 3D visuals of your design. The software is called Uvision® 3D Landscape Creator and it's available to your contractor or designer.

GET INSPIRED!

Fire features are growing in popularity because they add visual interest and warmth that makes the space more enjoyable to use in cooler weather. Lighting installed in gardens, low walls, steps and pillars will also help draw people outside in the evening and adds visual appeal that you can enjoy from inside your home. Snow-covered pillars and walls can make beautiful accents to your property in the winter months.

TOP LEFT

Pavers: Beacon Hill™ Smooth (Granite Fusion) with Town Hall® (Basalt) accent
Seat Wall: U-Cara® (Granite Fusion Pitched) with U-Cara (Opal Smooth) accent and Universal Coping (Grey)
Firepit: U-Cara (Opal Smooth) with Universal Coping (Grey)

BOTTOM LEFT

Pavers: Thornbury™ (Bavarian Blend) with Town Hall® (Basalt) accent
Wall: U-Cara (Bavarian Pitched) with Universal Coping (Tan)

RIGHT PAGE

Pavers: Umbriano™ (Winter Marvel) with Umbriano (Midnight Sky) accent
Wall: Rivercrest® Wall (Coastal Slate) with Natural Stone (Black River) pillar caps and Ledgestone™ (Grey) steps



AWARDS of EXCELLENCE
UNILOCK

BEST IN SHOW



Atlas Outdoor shows its strength in design and workmanship

2020 Best in Show Winner in the Unilock Awards of Excellence

This home was in the midst of construction when Sam Gembel, President of Atlas Outdoor, first met with the owners of this golf course-side property. During these early conversations he learned that the homeowners love to entertain, and that they didn't want any lawn to maintain in the approximately 5,500 sq. ft. backyard. This gave Atlas a very generous canvas to work with.

"There are no amenities missed in this job. It was a real honor, for sure."

Sam Gembel
PRESIDENT OF ATLAS OUTDOOR

"When we were dreaming of our outdoor living space, we had two non-negotiables at the top of our list. We wanted it to be built to last, and we wanted to work with a local, reputable contractor. Unilock made it an easy choice with many products to choose from, and the Atlas Outdoor team brought it to life even better than we could have imagined!"

Mike & Kathy
HOMEOWNERS



Using Uvision 3D Landscape Creator from Unilock, the team created a captivating outdoor design complete with a fly-through video. "We were able to include every feature you could think of – even the kitchen sink," Sam quipped.

"Getting to see the Uvision design gave us a better idea of how the space would lay out before the heavy machinery even showed up to start digging!" said the homeowner.

The stunning, multi-level design was constructed with Lineo verticals and Umbriano pavers. It contains numerous water elements, two fire features (a gas fire pit and a wood-burning fireplace) and a covered pavilion with a complete outdoor kitchen and bar, with smaller patios used to divide the large area into intimate "rooms." LED lights add ambience and help ensure safe footing after dark.

In order to complete the project, the Atlas team was on site nearly every day for approximately four months.

However, they did experience an unusual job hazard...stray golf balls from the "very active fairway" behind the home. "We heard 'fore!' several times a day," said Sam jokingly.



Pavers: Umbriano™ (French Grey) with Town Hall® (Basalt) accent

Wall: Fire Feature, Water Feature and Outdoor Kitchen built with Lineo Dimensional Stone® (Granite Blend)

Steps & Coping: Natural Stone

Pool Decks

The beauty of a built-in swimming pool is trumped by the excitement of having it right in your own backyard! Here your imagination can run wild, with the addition of complementary pavers, slabs, borders, and vertical features to enhance and distinguish.

Pavers: Bristol Valley® (Steel Mountain) with Copthorne® (Basalt) and Brussels Block® (Sandstone) accents and Brussels Fullnose Coping (Sierra)
Wall: Brussels Dimensional Stone® (Sierra) with Brussels Fullnose (Sierra) pool coping and Brussels Fullnose (Sandstone) coping and step treads



SIZE MATTERS

When planning your pool deck, four feet is the minimum perimeter around the pool for basic access. However, if you intend to use the pool deck as a patio for entertaining or sunbathing, you'll need to increase this significantly. Be sure to keep in mind the size of your outdoor furniture; it's typically much bigger than indoor furniture!

LEFT PAGE

Upper Pavers: Artline™ (Steel Mountain) and with Mattoni™ (Dark Charcoal) and Brussels Block® (Sandstone) accents
Lower Pavers: Westport™ (Granite) with Mattoni (Dark Charcoal) and Brussels Block (Sandstone) accents
Walls: Olde Quarry® (Sandstone) with Ledgestone™ (Buff) coping and pillar caps

TOP RIGHT

Paver: Beacon Hill™ Smooth (Granite Fusion)

BOTTOM RIGHT

Water Feature: U-Cara® (Granite Fusion Pitched) with Natural Stone (Stone Cliff Grey) coping

Naturally, the deck surrounding a pool not only enhances its elegance, it's also important for safety reasons.

SAFETY CONSIDERATIONS

The paver you choose for your pool deck deserves special consideration because you'll be walking on it in your bare feet! Be sure to choose a color that won't absorb too much heat from the summer sun. A smoother surface is pleasing to walk on, but make sure it's sufficiently non-slip. Umbriano™ is our most popular choice for pool decks. For the coping around the edge of the pool, avoid products with abrasive edges. A contrasting coping color or inset border is also something to consider, as it helps define the pool edge.

LEFT

Pavers: Beacon Hill™ Flagstone (Bavarian Blend) with Mattoni™ (Cocoa Brown and Dark Charcoal) and Brussels Block® (Sandstone) accents
Wall: Rivercrest® Wall (Buff) with Ledgestone™ (Buff) coping and pillar caps

RIGHT

Pavers: Copthorne® (Steel Blue) with Copthorne (Basalt) accents and Umbriano™ (Winter Marvel)

Driveways

There's nothing like the welcome you'll feel when you pull up to your Unilock driveway. A stunning paver driveway is an investment that adds instant curb appeal and value to your home. Your Unilock driveway will be strong, durable and designed to withstand heavy use throughout the year while looking beautiful for years to come!

Town Hall® (3 Color Blend)

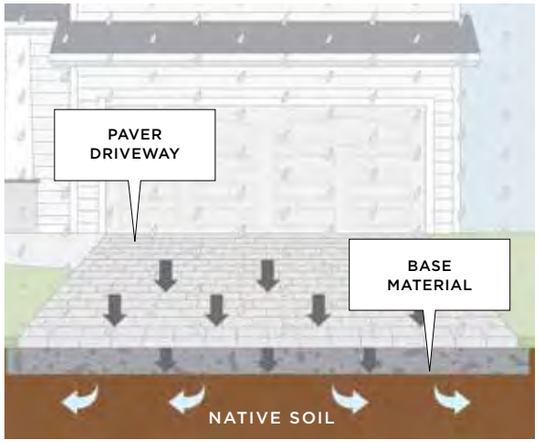

THINK GREEN

Permeable pavers allow rainwater to flow between the joints, through base materials and into the subsoil below. This reduces puddling on the driveway surface when it rains, and reduces ice build-up in winter. It also provides a dual "green" benefit; not only does it reduce the amount of water that flows into storm sewers but it also provides moisture to surrounding plant material.

TOP LEFT

Paver: Town Hall® (Basalt)

BOTTOM LEFT

Paver: Thornbury™ (Bavarian) with Town Hall® (Basalt) accent

RIGHT PAGE

Paver: Tribeca Cobble™ (Cobalt Grey) with Tribeca Cobble (Peppered Granite) accent and Copthorne (3 Color Blend) insert


“The Authorized Contractor that Unilock recommended was just outstanding!”

LEFT PAGE

Richcliff® (Dawn Mist) with Copthorne®
(3 Color Blend) accent and apron

TOP RIGHT

Umbriano™ (Summer Wheat) with
Courtstone® (Basalt) accent and driveway

BOTTOM RIGHT

Courtstone (Pebble Taupe and Dawn Mist) with
Copthorne (3 Color Blend) accent

Entrances & Walkways

A great looking front entrance gives guests a warm welcome. Attractive steps that are wide enough to easily navigate, low garden walls and planter boxes, and smartly placed lighting all contribute to a cozy feeling that smooths the transition from the street to your home.



Pavers: Umbriano™ (Summer Wheat) with Town Hall® (Burnt Clay) accent

Paver: Copthorne® (3 Color Blend) accent

Did You Know?

Unilock offers homeowners and contractors free samples so you can match our products to your home.

A PLACE TO SIT

Even a modest front yard can usually accommodate a small seating space. Picture yourself enjoying your morning coffee or watching the kids playing as you proudly admire your beautiful Unilock entry.

Pavers: Richcliff® (Dawn Mist and Pebble Taupe) with Copthorne (3 Color Blend) accent

Pavers: Beacon Hill™ Smooth (Granite Fusion) with Copthorne (Basalt) accents
Steps: Copthorne (Basalt) accent fascia with Ledgestone™ (Buff) step treads



“Richcliff was the perfect choice for the front entrance of our lakeside home.”

COMPLEMENT YOUR HOME

The exterior of your home should set the stage for the design, textures and colors you choose. Consider replicating, augmenting or complementing the architectural features of your home.

LEFT PAGE

Pavers: Richcliff® (Dawn Mist and Pebble Taupe) with Courtstone® (Basalt) accent

TOP RIGHT

Pavers: Town Hall® (Heritage Red) with Ledgestone™ (Buff) step treads

BOTTOM RIGHT

Pavers: Copthorne® (3 Color Blend) with Brussels Block® (Sandstone) paver rug accents
Wall: Rivercrest® Wall (Buff) with Ledgestone (Buff) coping and pillar caps

Urban Spaces

You can use any of our products to create unique Urban Spaces that work beautifully in diminutive yards. Improve your curb appeal with a stunning front entrance with or without a driveway and extend your living area outdoors. Unilock is the perfect solution for economical, functional and beautiful outdoor spaces no matter the size!

Copthorne® (3 Color Blend) with Brussels Block® (Sandstone) accent

TOP RIGHT

Paver: Umbriano™ (Summer Wheat)

BOTTOM RIGHT

Pavers: Richcliff® (Dawn Mist) with Copthorne (Basalt) accent
Grill Island: Rivercrest® Wall (Coastal Slate)

LOOK HERE!

The right focal point will add visual interest that will make your modestly-sized space feel more grand.

LEFT PAGE

Paver: Umbriano™ (French Grey)

TOP RIGHT

Paver: Natural Stone (Stone Cliff Grey)
Firepit: Lineo™ Dimensional Stone (Granite Blend) with Ledgestone™ Fullnose (Buff) coping

BOTTOM RIGHT

Pavers: Beacon Hill™ Smooth (Granite Fusion) with Mattoni™ (Dark Charcoal) accent
Grill Island: Lineo Dimensional Stone (Granite Blend) with Mattoni (Dark Charcoal) accent

Pavers
Slabs
Retaining Walls & Vertical Features
Steps, Treads, Coping & Caps
Making your Project Unique

Products

Unilock makes your landscape dreams come true with the highest quality products in the industry.

Unilock Product Categories

Unilock makes your landscape dreams come true with the highest quality pavers and walls in the industry. We offer five categories of products that are designed to offer you beauty, longevity and low maintenance. Whatever Unilock product you choose, we stand behind it 100%.

CLASSIC

Our budget-friendly, Unilock Classic pavers and walls are manufactured to exceed ASTM standards for quality and strength. Available in classic shapes and styles, these products utilize a traditional product mix of large and small aggregates that is consistent from top to bottom with color mixed throughout.

ENDURACOLOR™

The refined surface of Unilock EnduraColor products is achieved with a two-step manufacturing process that combines a base of coarser aggregates for a stronger foundation with concentrated color and wear-resistant finer aggregates on top. This process protects the surface from the appearance of fading over time because the top layer prevents large, lighter color aggregates from ever showing through. Now, with U-Cara®, walls are available with EnduraColor too!

ELEGANCE®

Deep, rich colors and a multitude of unique Reala™ textures combine to deliver the timeless beauty of Unilock Elegance. From the timeworn look of European cobblestones, to the classic luxury of riven natural stone slabs, our Elegance collection offers styles you can't get anywhere else. Thanks to Ultima™ Concrete, the look you purchase is the look that will last, with up to 4x the strength of poured-in-place concrete.

Did You Know?

Unilock was the first company to bring EnduraColor technology to North America, more than 25 years ago.

STONEMARK™

The highly detailed surface texture of StoneMark products is created using Reala Technology. Combined with careful color blending, the result is surface texture and color variation resembling natural stone, but with the durability and precision of a manufactured paver or wall product.

PERMEABLE

To reduce the amount of rainwater that flows off the surface of your new pavers and into storm sewers, consider a permeable paving system. Unilock permeable pavers have extra wide joint spaces and are installed on a special aggregate base so water flows through, replenishing the natural ecosystem.

The Product is Roughly 20% of the Total Cost

BUY THE BEST!

The major cost of your project is the prep work and installation – not the cost of the product (the ratio is approximately 20% product 80% installation). Don't compromise! Choose the product you love, to get the maximum enjoyment from the investment you've made below the surface

CONSTRUCTION CROSS SECTION



PROJECT COST

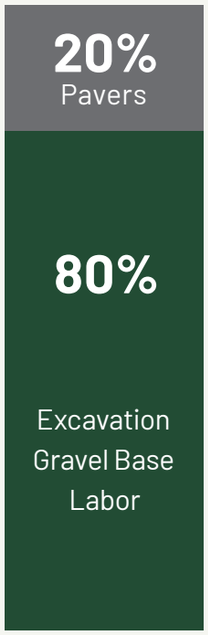

“We needed an outdoor space to accommodate our large, active family. Unilock really delivered!”

UNILOCK® COLLECTION OF

Pavers & Slabs

From traditional shapes and textures to the most advanced technology and unique styles, the choices available in our paver collection are unrivaled in the industry.

Richcliff® (Dawn Mist) with Series™ (Onyx Black) accent and Brussels Fullnose™ (Sandstone) coping

CLASSIC

Westport™

ADVANTAGES

ClassicCoat
Factory sealed to protect surface texture and color

DRIVE FRIENDLY
Can handle vehicular loads

GRANITE

RIVER NEW

SIERRA

LARGE RECTANGLE
10 x 15 x 2¾"
254 x 380 x 70mm

SQUARE
10 x 10 x 2¾"
254 x 254 x 70mm

RECTANGLE
5 x 10 x 2¾"
127 x 254 x 70mm

RECTANGLE
5 x 10 x 2¾"
127 x 254 x 70mm

3 UNIT RANDOM BUNDLE

Sierra with Series™ (Onyx Black) accent

Brussels Block®

ADVANTAGES

ANTIQUED FINISH
Distressed, timeworn finish

DRIVE FRIENDLY
Can handle vehicular loads

COFFEE CREEK

LIMESTONE NOT AVAILABLE IN COPING

RIVER NOT AVAILABLE IN COPING

SANDSTONE

SIERRA

XL STONE
8¼ x 13¾ x 2¾"
208 x 348 x 70mm

STANDARD STONE
6⅞ x 8¼ x 2¾"
173 x 208 x 70mm

HALF STONE
4⅛ x 6⅞ x 2¾"
104 x 173 x 70mm

FULLNOSE COPING
6 x 12 x 2¾"
150 x 300 x 70mm

Non-antiqued coping also available see page 137.

Sierra with Courtstone® (Basalt) accent

CLASSIC

Olde Greenwich Cobble™

ADVANTAGES

DRIVE FRIENDLY
Can handle vehicular loads

AUTUMN RED

RIVER

SIERRA

MEDIUM RECTANGLE
4¾ x 7 x 2⅜"
120 x 180 x 60mm

Autumn Red and Sierra Mix with Brussels Block® (Sandstone) accent

CLASSIC

Hollandstone™

ADVANTAGES

DRIVE FRIENDLY
Can handle vehicular loads

AUTUMN RED

CHARCOAL

RIVER

RUSTIC RED

SIERRA

STANDARD
4 x 8 x 2⅜"
100 x 200 x 60mm

Sierra with Copthorne® (3 Color Blend) accent



CLASSIC

Eco-Priora™

ADVANTAGES

PERMEABLE
Can be installed to allow water to flow through

DRIVE FRIENDLY
Can handle vehicular loads

RIVER

SIERRA

RECTANGLE
5 x 10 x 3⅛"
120 x 240 x 80mm

River

ENDURACOLOR™ | *Refined surface and long-lasting color*

Eco-Priora™

ADVANTAGES

PERMEABLE
Can be installed to allow water to flow through

DRIVE FRIENDLY
Can handle vehicular loads

SABLE BLEND



GRANITE NEW

RECTANGLE
5 x 10 x 3⅛"
120 x 240 x 80mm

Granite

ENDURACOLOR™ | *Refined surface and long-lasting color*

Holland Premier™

ADVANTAGES

DRIVE FRIENDLY
Can handle vehicular loads

CHARLESTON

DARK CHARCOAL NEW

GRANITE BLEND

HERITAGE BROWN

RIVER

SIERRA

STANDARD
4 x 8 x 2⅜"
100 x 200 x 60mm

Charleston

ENDURACOLOR™ | *Refined surface and long-lasting color*

Brussels Premier™

ADVANTAGES

ANTIQUED FINISH
Distressed, timeworn finish

DRIVE FRIENDLY
Can handle vehicular loads

ALPINE GREY

BAVARIAN BLEND

SYCAMORE

XL STONE
8¼ x 13¾ x 2¾"
208 x 348 x 70mm

STANDARD STONE
6⅞ x 8¼ x 2¾"
175 x 208 x 70mm

HALF STONE
4⅛ x 6⅞ x 2¾"
104 x 175 x 70mm

Bavarian Blend and Sycamore (Blended on Site) with Copthorne® (Basalt) accent

ENDURACOLOR™ | *Refined surface and long-lasting color*

Thornbury™

ADVANTAGES

PERMEABLE
Can be installed to allow water to flow through

DRIVE FRIENDLY
Can handle vehicular loads

ALPINE GREY

BAVARIAN BLEND

FOSSIL

LARGE RECTANGLE
13¾ x 16½ x 2¾"
350 x 420 x 70mm

MEDIUM RECTANGLE
13½ x 8¼ x 2¾"
350 x 210 x 70mm

SMALL RECTANGLE
6⅞ x 8¼ x 2¾"
173 x 210 x 70mm

3 UNIT RANDOM BUNDLE

Bavarian Blend with Town Hall® (Basalt) accent

ENDURACOLOR™ | *Refined surface and long-lasting color*

Treo® Smooth
New

ADVANTAGES

PERMEABLE
Can be installed to allow water to flow through

DRIVE FRIENDLY
Can handle vehicular loads

GRANITE

RIVER

SIERRA

LARGE RECTANGLE
8⅞ x 13¼ x 2⅜"
225 x 338 x 60mm

SQUARE
8⅞ x 8⅞ x 2⅜"
225 x 225 x 60mm

SMALL RECTANGLE
4½ x 8⅞ x 2⅜"
112 x 225 x 60mm

3 UNIT RANDOM BUNDLE

Pavers: Granite with Holland Premier™ (Dark Charcoal) accent
Wall: Estate Wall™ (Granite) with Universal Coping (Grey)

ENDURACOLOR™ | *Refined surface and long-lasting color*

Beacon Hill™ Flagstone
60 mm

ADVANTAGES

PEDESTRIAN FRIENDLY
Not recommended for vehicular

ALPINE GREY

BAVARIAN BLEND

FOSSIL

OAKWOOD NEW

LARGE RECTANGLE
14 x 21 x 2⅜"
360 x 540 x 60mm

SQUARE
14 x 14 x 2⅜"
360 x 360 x 60mm

SMALL RECTANGLE
7 x 14 x 2⅜"
180 x 360 x 60mm

XL UNIT
21 x 35 x 2⅜"
540 x 890 x 60mm

3 UNIT RANDOM BUNDLE

Pavers: Alpine Grey with Mattoni™ (Dark Charcoal) accent
Wall: Brussels Dimensional Stone® (Sandstone) with Town Hall® (Basalt) accent and Ledgestone™ (Buff) coping and steps

ENDURACOLOR™ | *Refined surface and long-lasting color*

Beacon Hill™ Flagstone
80 mm

ADVANTAGES

DRIVE FRIENDLY
Can handle vehicular loads

ALPINE GREY

BAVARIAN BLEND

FOSSIL

OAKWOOD NEW

LARGE RECTANGLE
14 x 21 x 3⅛"
360 x 540 x 80mm

SQUARE
14 x 14 x 3⅛"
360 x 360 x 80mm

SMALL RECTANGLE
7 x 14 x 3⅛"
180 x 360 x 80mm

3 UNIT RANDOM BUNDLE

Bavarian Blend with Series™ (Onyx Black) accent

ENDURACOLOR™ | *Refined surface and long-lasting color*

Beacon Hill™ Smooth

ADVANTAGES

PEDESTRIAN FRIENDLY
Not recommended for vehicular

BAVARIAN

FOSSIL

GRANITE FUSION

OPAL

LARGE RECTANGLE
15 x 22½ x 2⅜"
380 x 570 x 60mm

SQUARE
15 x 15 x 2⅜"
380 x 380 x 60mm

SMALL RECTANGLE
7½ x 15 x 2⅜"
190 x 380 x 60mm



XL UNIT
22½ x 37⅜ x 2⅜"
570 x 950 x 60mm

3 UNIT RANDOM BUNDLE

Pavers: Bavarian Blend with Copthorne® (Basalt) accent
Wall: U-Cara® (Pitched Bavarian Blend) with Ledgestone™ (Buff) coping

ENDURACOLOR™ | *Refined surface and long-lasting color*

Bristol Valley®

Exclusive to UNILOCK®

ADVANTAGES

EasyClean™
Factory sealed to provide integral surface protection from stains

PEDESTRIAN FRIENDLY
Not recommended for vehicular

BAVARIAN BLEND

FOSSIL NEW

STEEL MOUNTAIN

LARGE RECTANGLE
14 x 21 x 2⅜"
360 x 540 x 60mm

SQUARE
14 x 14 x 2⅜"
360 x 360 x 60mm



SMALL RECTANGLE
7 x 14 x 2⅜"
180 x 360 x 60mm

3 UNIT RANDOM BUNDLE

XL UNIT
21 x 35 x 2⅜"
540 x 890 x 60mm

8 mm Standard also available by Special Order.

Steel Mountain with Copthorne® (Basalt) and Brussels Block® (Sandstone) accens

ENDURACOLOR™ | *Refined surface and long-lasting color*

Mattoni™

Exclusive to UNILOCK®

ADVANTAGES

ANTIQUED FINISH
Distressed, timeworn finish

DRIVE FRIENDLY
Can handle vehicular loads

COCOA BROWN

GRANITE FUSION NEW

SABLE BLEND

DARK CHARCOAL

2¼ x 9½ x 2¾"
60 x 240 x 70mm

Sable Blend with Cocoa Brown, Dark Charcoal and Brussels Block® (Sandstone) accents

ENDURACOLOR™ | *Refined surface and long-lasting color*

Artline™ SMOOTH FINISH

ADVANTAGES

EasyClean™
Factory sealed to provide integral surface protection from stains

PEDESTRIAN FRIENDLY
Not recommended for vehicular

BAVARIAN BLEND

FOSSIL



STEEL MOUNTAIN

7½ x 8⅞ x 2¾"
188 x 225 x 70mm

7½ x 13⅜ x 2¾"
188 x 338 x 70mm

7½ x 17¾ x 2¾"
188 x 450 x 70mm

4⅞ x 6¾ x 2¾"
125 x 169 x 70mm

4⅞ x 10⅜ x 2¾"
125 x 263 x 70mm

4⅞ x 13⅜ x 2¾"
125 x 338 x 70mm

4⅞ x 17¾ x 2¾"
125 x 450 x 70mm

7 UNIT RANDOM BUNDLE

Steel Mountain

ENDURACOLOR™ | *Refined surface and long-lasting color*

Artline™ UMBRIANO™ FINISH

Exclusive to UNILOCK

ADVANTAGES

EasyClean™
Factory sealed to provide integral surface protection from stains

COLORFUSION™
Subtly mottled color finish

DRIVE FRIENDLY
Can handle vehicular loads

MIDNIGHT SKY

WINTER MARVEL

7½ x 8⅞ x 2¾"
188 x 225 x 70mm

7½ x 13⅜ x 2¾"
188 x 338 x 70mm

7½ x 17¾ x 2¾"
188 x 450 x 70mm

4⅞ x 6¾ x 2¾"
125 x 169 x 70mm

4⅞ x 10⅜ x 2¾"
125 x 263 x 70mm

4⅞ x 13⅜ x 2¾"
125 x 338 x 70mm

4⅞ x 17¾ x 2¾"
125 x 450 x 70mm

7 UNIT RANDOM BUNDLE

Midnight Sky and Winter Marvel (Blended on Site)

ENDURACOLOR™ | *Refined surface and long-lasting color*

Artline™ IL CAMPO® FINISH

Exclusive to UNILOCK®

ADVANTAGES

BRUSHED FINISH
Graphically interesting etched lines

DRIVE FRIENDLY
Can handle vehicular loads

BAVARIAN BLEND

GRANITE BLEND

7½ x 8⅞ x 2¾"
188 x 225 x 70mm

7½ x 13⅜ x 2¾"
188 x 338 x 70mm

7½ x 17¾ x 2¾"
188 x 450 x 70mm

4⅞ x 6¾ x 2¾"
125 x 169 x 70mm

4⅞ x 10⅜ x 2¾"
125 x 263 x 70mm

4⅞ x 13⅜ x 2¾"
125 x 338 x 70mm

4⅞ x 17¾ x 2¾"
125 x 450 x 70mm

7 UNIT RANDOM BUNDLE

Granite Blend Il Campo Finish with Steel Mountain Smooth Finish (Blended on Site) and Series™ (Onyx Black) accent

LEFT
Series banding idea for paver
Artline™ (Steel Mountain) with
Onyx Black accent

RIGHT
Series banding idea for wall
Lineo Dimensional Stone (Granite Blend)
with Onyx Black accent and Ledgestone™
(Grey) coping and pillar cap

BOTTOM
Cobalt Grey
3 Unit Random Bundle



ENDURACOLOR™ | *Refined surface and long-lasting color*

Series™

ADVANTAGES

Granite, Quartz and Marble surface materials

DRIVE FRIENDLY
Random Bundle not recommended for vehicular
All other sizes can handle vehicular loads

60mm

COBALT GREY

AUTUMN GRANITE

3 UNIT RANDOM BUNDLE

LARGE RECTANGLE
14 x 21 x 2⅜"
360 x 540 x 60mm

SQUARE
14 x 14 x 2⅜"
360 x 360 x 60mm

SMALL RECTANGLE
7 x 14 x 2⅜"
180 x 360 x 60mm

70mm

ONYX BLACK

GOLDEN TAN

4 x 8 x 2¾"
100 x 200 x 70mm

80mm

ARCTIC GREY

NORDIC STAR

4 x 12 x 3⅛"
100 x 300 x 80mm



ENDURACOLOR™ | *Refined surface and long-lasting color*

Granito™

Exclusive to UNILOCK

ADVANTAGES

EasyClean™
Factory sealed to provide integral surface protection from stains

ARTISTA™
Boldly mottled color finish

DRIVE FRIENDLY
Can handle vehicular loads



NOTTE

SABIA

HEX
8 x 8 x 2¾"
200 x 200 x 70mm

Pavers: Notte and Sabia (Blended on Site)
Wall: U-Cara® Granite Fusion (Smooth)

ENDURACOLOR™ | *Refined surface and long-lasting color*

Tribeca Cobble™

ADVANTAGES

Granite, Quartz and Marble surface materials

PERMEABLE
Can be installed to allow water to flow through

DRIVE FRIENDLY
Can handle vehicular loads

COBALT GREY

PEPPERED GRANITE

LARGE RECTANGLE
5⅛ x 12 x 2¾"
130 x 305 x 70mm

MEDIUM RECTANGLE
5⅛ x 9 x 2¾"
130 x 230 x 70mm

SMALL RECTANGLE
5⅛ x 7 x 2¾"
130 x 175 x 70mm

3 UNIT RANDOM BUNDLE

Cobalt Grey

ENDURACOLOR™ | *Refined surface and long-lasting color*

Umbriano™

Exclusive to UNILOCK™

ADVANTAGES

EasyClean™
Factory sealed to provide integral surface protection from stains

COLORFUSION™
Subtly mottled color finish

PEDESTRIAN FRIENDLY
Not recommended for vehicular

PERMEABLE
3 x 12 x 4"
80 x 300 x 100mm
SPECIAL ORDER

NEW
4 x 12 x 4"
100 x 300 x 100mm
French Grey, Midnight Sky & Winter Marvel only

4 x 8 x 2⅜"
100 x 200 x 60mm
Midnight Sky only

FRENCH GREY

SUMMER WHEAT

WINTER MARVEL

MIDNIGHT SKY

LARGE RECTANGLE
15 x 22½ x 2⅜"
380 x 570 x 60mm

SQUARE
15 x 15 x 2⅜"
380 x 380 x 60mm

SMALL RECTANGLE
7½ x 15 x 2⅜"
190 x 380 x 60mm

3 UNIT RANDOM BUNDLE

XL UNIT
22½ x 37⅜ x 2⅜"
570 x 950 x 60mm

Summer Wheat with Town Hall® (Burnt Clay) accent

ENDURACOLOR™ | *Refined surface and long-lasting color*

Arcana™

Exclusive to UNILOCK™

ADVANTAGES

Enhanced surface appearance

EasyClean™
Factory sealed to provide integral surface protection from stains

PEDESTRIAN FRIENDLY
Not recommended for vehicular

CORVARA

LUGANO

MODENA

VIVANTO

24 x 24 x 2"
606 x 606 x 50mm

18 x 24 x 2"
453 x 606 x 50mm

12 x 24 x 2"
301 x 606 x 50mm

Lugano

ENDURACOLOR™ | *Refined surface and long-lasting color*

Skyline™

ADVANTAGES

Perfect for roof decks and other raised floor applications.

PEDESTRIAN FRIENDLY
Not recommended for vehicular

CHAMOIS

MEDIUM GREY

23⅞ x 23⅞ x 2"
606 x 606 x 50mm

Unilock Pedestal System
Contact your local Unilock Rep for more information.

Chamois with Medium Grey accent

TOP

Indian Coast with Black River banding

BOTTOM

Pavers Stone Cliff Grey

Grill island and Firepit
Rivercrest® Wall (Buff) and
Rivercrest Firepit (Buff)

Please contact your contractor or a local Unilock Authorized Dealer for more information and availability.

LOOKING FOR MORE INFORMATION?
Visit Unilock.com to download a Natural Stone Brochure.

Natural Stone

ADVANTAGES

Suitable for pool decks, wood decks, patios, entrances and concrete overlays.

PEDESTRIAN FRIENDLY
Not recommended for vehicular

AUTUMN HARVEST SANDSTONE

INDIAN COAST SANDSTONE

STONE CLIFF GREY SANDSTONE

BLACK RIVER LIMESTONE

12 x 24 x 7/8"
300 x 600 x 22mm

18 x 24 x 7/8"
450 x 600 x 22mm

24 x 24 x 7/8"
600 x 600 x 22mm

24 x 36 x 7/8"
600 x 900 x 22mm

See page 138 for steps & coping.

BOTTOM
Tuscan Bucine Bluestone with Series™ (Onyx Black) accents
Wall: U-Cara® (Bavarian) with Series™ (Onyx Black) accents

Please contact your contractor or a local Unilock Authorized Dealer for more information and availability.

LOOKING FOR MORE INFORMATION?
Visit Unilock.com to download a Natural Stone Brochure.

Natural Stone

TUSCAN BUCINE BLUESTONE

Exclusive to UNILOCK

BUCINE BLUESTONE®
from Tuscany

Suitable for pool decks, wood decks, patios, entrances and concrete overlays.

PEDESTRIAN FRIENDLY
Not recommended for vehicular

FLAMED SANDSTONE

Bring a little bit of Florence and Tuscany to your project with Bucine Bluestone, exclusively from Unilock.

The material of choice for leading artists in the history of Italian art and Renaissance, this stone has been widely used for centuries.

Our Bucine Bluestone is a sandstone, sourced directly from Italy. A classic material of beautiful, uniform grey color, it is highly durable for outdoor use, extremely versatile, easy to maintain and combines well with many other colors and materials.

12 x 24 x 1½"
300 x 600 x 38mm

24 x 24 x 1½"
600 x 600 x 38mm

18 x 24 x 1½"
453 x 606 x 38mm

24 x 36 x 1½"
600 x 900 x 38mm

See page 138 for steps & coping.

LEFT
Travstone Beige

RIGHT
Gotham Nero

BOTTOM
Arbor Natural

Please contact your contractor or a local Unilock Authorized Dealer for more information and availability.

LOOKING FOR MORE INFORMATION?
Visit Unilock.com to download a Porcelain Tile Brochure.

Porcelain Tile

Suitable for pool decks, wood decks, patios, entrances and concrete overlays.

PEDESTRIAN FRIENDLY
Not recommended for vehicular

GOTHAM GREY DELCONCA USA

GOTHAM NERO DELCONCA USA

TRAVSTONE BEIGE DELCONCA USA

EIKON GEA CAESAR

EIKON TITANO CAESAR

RIMINI CAESAR

ARBOR BIANCO DELCONCA USA

ARBOR GREY DELCONCA USA

ARBOR NATURAL DELCONCA USA

Exclusive to UNILOCK

UNILOCK COSMIC GREY NEW

UNILOCK DOVE GREY TRAVERTINE NEW

23⅝ x 23⅝ x ¾"
600 x 600 x 20mm

15¾ x 31½ x ¾"
400 x 800 x 20mm

15¾ x 31½ x ¾"
400 x 800 x 20mm

ELEGANCE®

Richcliff®

Exclusive to UNILOCK®

Inspired by the texture of natural cut flagstone, Richcliff offers superior durability and timeless appeal ideal for driveways, patios, walkways and commercial projects. A multitude of stone textures were cast using Reala™ Technology, to ensure that finished projects will have a completely random and natural appearance. And unlike natural stone, which can crack, split and fade, Richcliff is virtually indestructible.

Dawn Mist

ELEGANCE®

Deep rich colors and unique textures

Richcliff®

Exclusive to UNILOCK®

ADVANTAGES

REALA™
Cast from natural stone

ULTIMA™
Up to 4x stronger than poured-in-place concrete

DRIVE FRIENDLY
Random Bundle can handle vehicular loads

DAWN MIST

PEBBLE TAUPE

PEBBLE TAUPE / DAWN MIST
BLENDED ON SITE

SMOKE SHALE

RECTANGLE
12 x 9 x 2⅜"
300 x 226 x 60mm

SQUARE
9 x 9 x 2⅜"
226 x 226 x 60mm

SMALL RECTANGLE
6 x 9 x 2⅜"
150 x 226 x 60mm

3 UNIT RANDOM BUNDLE

LARGE RECTANGLE
21 x 12 x 2⅜"
528 x 302 x 60mm

NOT RECOMMENDED FOR DRIVEWAYS

Dawn Mist and Pebble Taupe with Courtstone® (Basalt) accent

ELEGANCE®

Courtstone®

Exclusive to UNILOCK®

The polished look of Courtstone brings a luxurious, old-world elegance to driveways and walkways, with Ultima™ Concrete Technology providing up to four times the strength of conventional poured concrete. Using Reala™ Technology, the unique shapes of Courtstone were cast from real European cobblestones, but manufactured with a consistent base for efficient installation and superior interlock. It's a look that has remained popular for centuries.

Basalt with Brussels Block® (Sandstone) accent

ELEGANCE | *Deep rich colors and unique textures*

Courtstone®

Exclusive to UNILOCK®

ADVANTAGES

REALA™
Cast from natural stone

ULTIMA™
Up to 4x stronger than poured-in-place concrete

DRIVE FRIENDLY
Can handle vehicular loads



BASALT

BELGIAN BLUE



BASALT / BELGIAN BLUE BLENDED ON SITE

DAWN MIST

PEBBLE TAUPE

DAWN MIST / PEBBLE TAUPE BLENDED ON SITE

XL RECTANGLE
5⅛ x 8⅜ x 2⅜"
130 x 215 x 60mm

LARGE RECTANGLE
5⅛ x 7¼ x 2⅜"
130 x 185 x 60mm

RECTANGLE
5⅛ x 6½ x 2⅜"
130 x 165 x 60mm

SMALL RECTANGLE
5⅛ x 5¾ x 2⅜"
130 x 145 x 60mm

SQUARE
5⅛ x 5⅛ x 2⅜"
130 x 130 x 60mm

5 UNIT RANDOM BUNDLE

Basalt, Belgian Blue and Dawn Mist with Copthorne® (Burgundy Red) accent

ELEGANCE®

Town Hall®

Exclusive to UNILOCK®

The substantial proportions and unique color blending of Town Hall are modeled after historic North American clay street pavers. The timeless look makes it an excellent choice for driveways, patios, walkways and more, in either traditional or permeable applications. The rich colors and classic shape also make it popular for borders, banding and other accents. To ensure projects have a random appearance, Town Hall textures were cast from a multitude of different surfaces using Reala™ Technology. The result is vintage, streetscape charm that stands the test of time.

Heritage Red

ELEGANCE | *Deep rich colors and unique textures*

Town Hall®

Exclusive to UNILOCK®

ADVANTAGES

REALA™
Cast from historic brick

ULTIMA™
Up to 4x stronger than poured-in-place concrete

PERMEABLE
Can be installed to allow water to flow through

DRIVE FRIENDLY
Can handle vehicular loads

BURGUNDY RED

BURNT CLAY

OLD OAK

3 COLOR BLEND BLENDED ON SITE

HERITAGE RED

HERITAGE CLAY

HERITAGE 2 COLOR BLEND
BLENDED ON SITE

BASALT

STANDARD
4 x 9¾ x 2¾"
100 x 250 x 70mm

Burgundy Red, Burnt Clay, Old Oak and Heritage Red (Blended on Site)

ELEGANCE®

Copthorne®

Exclusive to UNILOCK®

Inspired by the rich color and timeworn beauty of European street pavers, Copthorne offers more delicate dimensions than Town Hall®. These proportions make it possible to design curved walkways and borders using Copthorne without the need for cutting. Cast using Reala™ Technology for an authentic surface appearance, and Ultima™ Concrete Technology to deliver up to four times the strength of conventional poured concrete, Copthorne offers timeless beauty.

3 Color Blend (Burgundy Red, Burnt Clay and Old Oak)

ELEGANCE | *Deep rich colors and unique textures*

Copthorne®

Exclusive to UNILOCK®

ADVANTAGES

REALA™
Cast from natural stone

ULTIMA™
Up to 4x stronger than poured-in-place concrete

DRIVE FRIENDLY
Can handle vehicular loads

BURGUNDY RED

BURNT CLAY

BASALT

OLD OAK

3 COLOR BLEND
BLENDED ON SITE

STEEL BLUE

STANDARD
2½ x 7⅞ x 2⅜"
65 x 200 x 60mm

Pavers: 3 Color Blend (Burgundy Red, Burnt Clay and Old Oak) with Brussels Block® (Sandstone) accent
Wall: Rivercrest® Wall (Buff) with Ledgestone™ (Buff) coping and steps

UNILOCK® COLLECTION OF

Retaining Walls & Vertical Features

Unlimited creative possibilities exist for retaining soil or building vertical features like grill islands and firepits. Now the durability of EnduraColor™ is available, thanks to our new U-Cara® Multi-Face Wall System.

Wall: U-Cara® Granite Fusion Pitched with Opal Smooth accent and Universal Coping (Grey)
Pavers: Beacon Hill™ Smooth (Granite Fusion) with Town Hall® (Basalt) accent

ENDURACOLOR™

U-Cara®

Multi-Face Wall System

Exclusive to UNILOCK®

This patented wall system, exclusive to Unilock, represents a revolution in wall design. With U-Cara it's now possible to design walls, pillars, planters, fire features, grill islands and more, with the refined surface and long-lasting color of exclusive Unilock EnduraColor finishes.

reddot

Did You Know?

In 2019, U-Cara received the "red dot" award for high design quality and innovation.

PITCHED FINISH

BAVARIAN

GRANITE FUSION

FOSSIL NEW

SMOOTH FINISH

BAVARIAN

GRANITE FUSION

OPAL

UMBRIANO™ FINISH

FRENCH GREY

SUMMER WHEAT

SERIES™ FINISH

ONYX BLACK 3" PANEL ONLY

Granite Fusion (Pitched) and Opal (Smooth) accent and Natural Stone step treads and coping

LEFT
Granite Fusion Pitched with Series™ (Onyx Black) 3" panel accent

RIGHT
Granite Fusion Smooth with Universal Coping (Grey)

BOTTOM
Umbriano (Summer Wheat) with Natural Stone (Indian Coast) coping
Pavers: Umbriano (Summer Wheat) with Town Hall® (3 ColorBlend)

ENDURACOLOR™ | *Refined surface and long-lasting color*

U-Cara®

Multi-Face Wall System

Exclusive to UNILOCK®

U-Cara Fascia Panels can be placed anywhere along the patented SureTrack™ Backer Block, allowing for pattern, color and texture combinations that are impossible to achieve with other systems. The design possibilities are endless for single or double sided vertical landscape features and retaining walls.

1 CHOOSE YOUR BASE UNIT

UNIVERSAL BASE UNIT
14 x 19 x 2"
355 x 482 x 55mm

ADVANTAGES

UMBRIANO™ FINISH
COLORFUSION™
Subtly mottled color finish

SERIES™ FINISH
Granite, Quartz and Marble surface materials

2 CHOOSE A BACKER SIZE

SURETRACK STANDARD BACKER
6 x 8 x 6"
150 x 200 x 150mm

NEW
SURETRACK LARGE BACKER
6 x 7½ x 12"
150 x 190 x 300mm

SURETRACK CORNER/PILLAR UNIT
6 x 7 x 12"
150 x 175 x 30mm

SURE TRACK CORNER INSERT
L = 2"
50mm

3 CHOOSE PANEL SIZES

6" STANDARD FASCIA PANEL
6 x 18½ x 2⅜"
150 x 466 x 60mm

STANDARD FASCIA HALF PANEL
6 x 9¼ x 2⅜"
150 x 233 x 60mm

CLOSED-END FASCIA PANEL
6 x 21 x 2⅜"
150 x 540 x 60mm

2 UNIT CORNER BUNDLE

3" FASCIA PANEL
3 x 9¼ x 2⅜"
75 x 233 x 60mm
SERIES AND SMOOTH FINISH ONLY

4 CHOOSE PANEL STYLES

PITCHED

SMOOTH

UMBRIANO

SERIES 3" PANEL ONLY

5 CHOOSE COPING

UNIVERSAL COPING
14 x 19 x 2¾"
355 x 482 x 70mm

See page 136-141 for more coping options

US Pat. 9,453,341 (International Patents Pending)

LEFT
Rapid Pillar System (Buff) with Ledgestone™ (Buff) pillar caps and Rivercrest Wall (Buff) risers with Ledgestone (Buff) treads

RIGHT
Coastal Slate with Natural Stone (Black River) coping

BOTTOM
Coastal Slate with Copthorne® (Basalt) accent
Pavers: Umbriano™ (Winter Marvel) and Courtstone® (Basalt) accent

STONEMARK | *Naturally detailed surface*

Rivercrest® Wall

Exclusive to UNILOCK

ADVANTAGES

REALA™
Cast from natural stone

COPING OPTIONS
We recommend using Ledgestone™ or Natural Stone.

reddot

Did You Know?
In 2013, Rivercrest received the "red dot" award for high design quality and innovation.

BUFF

COASTAL SLATE

RIVERCREST FIREPIT KIT

RAPID PILLAR SYSTEM

COMPLETED UNIT SHOWN
PILLAR CAP SOLD SEPARATELY

PILLAR UNIT
20 x 20 x 4½"
500 x 500 x 114mm
CENTER OPENING 9 x 9"

STANDARD UNIT 1
8 x 9-10 x 2¼"
200 x 230-250 x 57mm

STANDARD UNIT 2
12 x 9-10 x 2¼"
300 x 230-250 x 57mm

STANDARD UNIT 3
12 x 9-10 x 2¼"
300 x 230-250 x 57mm

STANDARD UNIT 4
17 x 9-10 x 2¼"
425 x 230-250 x 57mm

4 UNIT RANDOM BUNDLE

JUMPER UNIT 1
8 x 9-10 x 4½"
200 x 230-250 x 114mm

JUMPER UNIT 2
12 x 9-10 x 4½"
300 x 230-250 x 114mm

JUMPER UNIT 3
12 x 9-10 x 4½"
300 x 230-250 x 114mm

JUMPER UNIT 4
17 x 9-10 x 4½"
425 x 230-250 x 114mm

JUMPER CORNER UNIT
12 x 9-10 x 4½"
300x 230-250 x 114mm

4 UNIT JUMPER BUNDLE

LONG CORNER UNIT
17½ x 9-10 x 2¼"
450 x 230-250 x 57mm

SHORT CORNER UNIT
14½ x 9-10 x 2¼"
375 x 230-250 x 57mm

2 UNIT CORNER BUNDLE

UNIVERSAL BASE UNIT
14 x 19 x 2"
355 x 482 x 55mm

LEFT
Grill Island: Sierra
Paver: Artline™ (Bavarian) with Town Hall® (Basalt) accent

RIGHT
Granite Blend with Series™ (Onyx Black) accent and Ledgestone™ (Grey) coping and pillar cap

BOTTOM
Seat wall and Water Feature:
Granite Blend with Natural Stone (Stone Cliff Grey) coping
Paver: Richcliff® (Dawn Mist and Pebble Taupe) with Courtstone® (Basalt) accent

CLASSIC

Lineo™ Dimensional Stone

COPING OPTIONS
We recommend using Ledgestone™, Natural Stone or Universal Coping.

GRANITE BLEND

RIVER NEW

SIERRA

8 x 24 x 4"
200 x 600 x 100mm

8 x 20 x 4"
200 x 500 x 100mm

8 x 16 x 4"
200 x 400 x 100mm

8 x 12 x 4"
200 x 300 x 100mm

4 UNIT RANDOM BUNDLE

PILLAR UNIT / CORNER UNIT
8 x 12 x 4"
200 x 300 x 100mm

LEDGESTONE™ PILLAR CAP
24 x 24 x 4"
600 x 600 x 100mm

UNIVERSAL BASE UNIT
14 x 19 x 2"
355 x 482 x 55mm

LEFT
Pizza Oven: Sierra with Copthorne® (Basalt) accent and Brussels Fullnose™ (Sierra) details
Paver: Bristol Valley® (Steel Mountain) with Copthorne (Basalt) accent

RIGHT
Firepit: Granite with Series™ (Onyx Black) accent and Ledgestone™ (Buff) coping
Paver: Bristol Valley® (Steel Mountain)

BOTTOM
Sierra with Copthorne (Basalt) accent and Sandstone coping

CLASSIC

Olde Quarry™

COPING OPTIONS
We recommend using Ledgestone™, Natural Stone, Universal Coping or Brussels Fullnose™.

COFFEE CREEK

GRANITE

RIVER

SANDSTONE

SIERRA

15" UNIT
15 (12) x 4 x 8"
381 x 100 x 200mm

12" UNIT
12 (9) x 4 x 8"
300 x 100 x 200mm

9" UNIT
9 (6) x 4 x 8"
229 x 100 x 200mm

3 UNIT RANDOM BUNDLE

STANDARD
12 x 9 x 4½"
300 x 10 x 150mm

COPING
12 x 3 x 12"
305 x 76 x 305mm

UNIVERSAL BASE UNIT
19 x 14 x 2"
482 x 355 x 55mm

LEFT
Steps and Coping: Sierra
Paver: Copthorne® (3 Color Blend)

RIGHT
River with Ledgestone
(Buff) coping

BOTTOM
River with Copthorne®
(Basalt) accent
Paver: Beacon Hill™ Flagstone
(Alpine Grey)

CLASSIC

Estate Wall™

COPING OPTIONS
We recommend using Estate Wall or Ledgestone™.

GRANITE

RIVER

SANDSTONE

SIERRA

LARGE UNIT
9 x 16 x 6"
230 x 380 x 150mm

MEDIUM UNIT
9 x 12 x 6"
230 x 320 x 150mm

SMALL UNIT
8 x 9 x 6"
200 x 230 x 150mm

3 UNIT RANDOM BUNDLE

CORNER
9 x 12½ x 6"
230 x 320 x 150mm

COPING
12 x 12½ (9½) x 3"
300 x 320 (240) x 75mm

UNIVERSAL BASE UNIT
14 x 19 x 2"
355 x 482 x 55mm



TOP
River with Copthorne® (Basalt) accent
and Ledgestone™ (Buff) coping

BOTTOM
Sierra with Series (Onyx Black) accent
and Natural Stone (Black River) pillar cap



CLASSIC

Cumberland Wall™

COPING OPTIONS
We recommend using Natural Stone or Ledgestone™ coping.

RIVER

SIERRA

6" LARGE UNIT
15 (12½) x 6 x 9"
380 x 150 x 230mm

6" MEDIUM UNIT
12½ (10) x 6 x 9"
320 x 150 x 230mm

6" SMALL UNIT
10 (7½) x 6 x 9"
25 (19) x 15 x 23cm

3 UNIT RANDOM BUNDLE

6" CORNER / PILLAR UNIT
12½ x 6 x 9"
32 x 15 x 23cm

LEFT
Granite with Copthorne® (Basalt) accent and Natural Stone (Stone Cliff Grey) coping
Paver: Copthorne® (Basalt)

RIGHT
Limestone with Brussels Fullnose™ (Limestone) coping

BOTTOM
Sandstone with Series™ (Onyx Black) accent and Brussels Fullnose (Sandstone) ledge
Paver: Brussels Block® (Sandstone)

CLASSIC

Brussels Dimensional Stone®

COPING OPTIONS
We recommend using Ledgestone™, Natural Stone or Universal Coping.

COFFEE CREEK

GRANITE SMALL TAPERED ONLY

LIMESTONE

SANDSTONE

SIERRA

STANDARD
12 x 4 x 8"
300 x 100 x 200mm

SMALL TAPERED
9 x 3⅞ x 7⅞"
229 x 100 x 200mm

UNIVERSAL BASE UNIT
19 x 14 x 2"
482 x 355 x 55mm

SUNSET FIREPIT KITS

Round

Square

Available Colors: Coffee Creek, Sandstone and Sierra.

CLASSIC

SienaEdge™
New

SPECIAL ORDER PRODUCT
Minimum quantities may apply

GRANITE

SIERRA

STANDARD / CORNER UNIT
11½ x 39 x 7"
290 x 1000 x 180mm

COPING UNIT
11½ x 39 x 7"
290 x 1000 x 180mm

NOTE: Coping Unit can also act as a closed end unit with the unique patented locking mechanism.

Granite

CLASSIC

SienaStone™

NATURAL

STANDARD 333
13 x 47¼ x 7¼"
333 x 1200 x 185mm

COPING
20 x 47¼ x 7¼"
500 x 1200 x 185mm

CORNER 45° (left & right)
20 x 43⅓ x 7¼"
500 x 1100 x 185mm

CORNER 90° (left & right)
20 x 43⅓ x 7¼"
500 x 1100 x 185mm

See page 141 for SienaStone Smooth Step.

CLASSIC

PisaXL™

COPING OPTIONS
We recommend using Pisa,
Natural Stone or Universal Coping.

SIERRA

NEVADA

GRANITE

GRANITE ONLY IN COPING,
CORNER & XL WALL

CORNER
12 x 6 x 8"
300 x 150 x 200mm

COPING
12 x 12 x 6"
300 x 300 x 150mm

XL UNIT
12 x 16 x 6"
300 x 400 x 150 mm

UNIVERSAL BASE UNIT
14 x 19 x 2"
355 x 482 x 55mm

Sierra XL Unit

“Unilock walls allowed us to manage the grades on our property and create a new place for our kids to play!”

UNILOCK® COLLECTION OF

Steps, Treads, Coping & Caps

From classic, fullnose shapes to pitched-face edges, our steps, treads and coping offer a wide variety of choices for the finishing touch on your project.

Wall: U-Cara® Granite Fusion (Pitched) with Natural Stone coping and steps
Pavers: Beacon Hill™ Flagstone (Granite Fusion) with Town Hall® (Basalt) accent

Ledgestone™

Steps, Coping & Pillar Cap

BUFF

GREY

48" STEP
24 x 48 x 5⅞"
610 x 1220 x 150mm

72" STEP
24 x 72 x 6"
610 x 1830 x 150mm

24" PILLAR CAP
24 x 24 x 4"
610 x 610 x 100mm

28" PILLAR CAP
28½ x 28½ x 4"
740 x 740 x 100mm

COPING UNIT
12 x 24 x 2¾"
305 x 610 x 70mm

CLOSED END COPING
12 x 24 x 2¾"
300 x 610 x 70mm

FULLNOSE COPING
12 x 24 x 2⅜"
300 x 610 x 60mm

LARGE COPING UNIT
13½ x 30 x 2¾"
343 x 762 x 70mm

LARGE CLOSED END COPING
13½ x 30 x 2¾"
343 x 762 x 70mm

TOP Fullnose Buff
BOTTOM 48" Steps Buff

ADVANTAGES

REALA™
Cast from natural stone

STONEMARK™

Fullnose Coping

6 x 12" Fullnose

COFFEE CREEK

CHARCOAL NEW

SANDSTONE

SIERRA

STANDARD
6 x 12 x 2¾"
150 x 300 x 70mm

Brussels Fullnose™

COFFEE CREEK

CHARCOAL NEW

SANDSTONE

SIERRA

STANDARD
6 x 12 x 2¾"
150 x 300 x 70mm

ADVANTAGES

ANTIQUED FINISH
Distressed, timeworn finish

TOP Antiqued Sandstone
BOTTOM 6x12 Fullnose Sierra

NaturalStone Steps, Coping & Pillar Cap

SANDSTONE

INDIAN COAST

STONE CLIFF GREY

LIMESTONE

BLACK RIVER

4' ROCKFACE COPING
48 x 12 x 2"
1200 x 300 x 50mm

6' ROCKFACE COPING
72 x 12 x 2"
1830 x 300 x 50mm

4' FULLNOSE
48 x 12 x 2"
1200 x 300 x 50mm

6' FULLNOSE
72 x 12 x 2"
1830 x 300 x 50mm
INDIAN COAST ONLY

4' ROCK FACE STEP
48 x 16 x 6"
1200 x 410 x 150mm

INDIAN COAST AND
BLACK RIVER ONLY

24" PILLAR CAP
24 x 24 x 4"
600 x 600 x 100mm

28" PILLAR CAP
28 x 28 x 4"
710 x 710 x 100mm

Exclusive to UNILOCK

TUSCAN BUCINE BLUETONE

FLAMED SANDSTONE

STEP NEW
24 x 48 x 6"
600 x 1200 x 150mm

COPING NEW
14 x 48 x 2"
356 x 1200 x 50mm

PILLAR CAP NEW
24 x 24 x 2"
600 x 600 x 50mm

BUCINE BLUESTONE®
from Tuscany

Architectural Coping & Pillar Cap New

BUFF

CHARCOAL

COPING
24 x 14 x 2⅜"
609 x 355 x 60mm

PILLAR CAP
28 x 28 x 3"
711 x 711 x 76mm

TOP Buff Pillar Cap
BOTTOM Charcoal Coping

ADVANTAGES

Enhanced surface appearance

ENDURACOLOR™

Universal Coping

TAN

GREY

COPING/STEP UNIT
14 x 19 x 2¾"
360 x 480 x 70mm

TOP Grey Coping
BOTTOM Tan Step Treads

ADVANTAGES

ENDURACOLOR™

Pisa2™

GRANITE

NEVADA

SIERRA

12 x 12 x 3
300 x 300 x 75mm

Estate Wall™

GRANITE

RIVER



SANDSTONE

SIERRA

12½ (9½) x 3 x 12"
320 (240) x 75 x 300mm

SienaStone™

NATURAL

NEVADA

SIERRA

COPING/STEP UNIT
20 x 39 x 7¼"
500 x 1000 x 185mm

SienaStone™ Smooth

BUFF

GREY

48" STEP
47¼ x 7 x 20"
1200 x 180 x 500mm

Note: 2 Edge details available on the same unit (Chamfer and Rounded) Contact a Unilock representative for more information.

Making Your Project Unique

Using Unilock finishing touches can make all the difference in the world to your finished product. With special attention to the details, your landscape dreams can soar above your expectations!

Wall: U-Cara® Bavarian (Pitched)
Pavers: Beacon Hill™ Smooth (Bavarian)

Borders & Banding

The creative use of Unilock borders and banding adds a touch of elegance to your driveway, walkway, patio or vertical features. Use them to enhance your design selections and create distinctive designs.

PAVER Richcliff® (Smoke Shale)
ACCENT Courtstone® (Basalt)

PAVER Mattoni™ (Sable Blend)
ACCENT Mattoni (Dark Charcoal)

PAVER Series™ (Cobalt Grey)
ACCENT Courtstone (Basalt)

PAVER Courtstone (Basalt)
ACCENT Copthorne® (Steel Blue)



PAVER Bristol Valley® (Steel Mountain)
ACCENT Copthorne (Basalt)

PAVER Beacon Hill™ Flagstone (Granite Fusion)
ACCENT Town Hall® (Basalt)

PAVER Umbriano (Summer Wheat)
ACCENT Copthorne (3 Color Blend)

PAVER Artline™ (Steel Mountain)
ACCENT Series (Onyx Black)

PAVER Thornbury™ (Bavarain)
ACCENT Town Hall (Old Oak)

WALL Rivercrest® Wall (Coastal Slate)
ACCENT Copthorne® (Basalt)

WALL U-Cara® (Bavarian) Smooth Face
ACCENT U-Cara (Bavarian) Pitched Face

WALL U-Cara (Opal Blend Smooth)
ACCENT U-Cara(Series Onyx Black)

WALL Lineo™ Dimensional Stone (Granite)
ACCENT Series (Onyx Black)

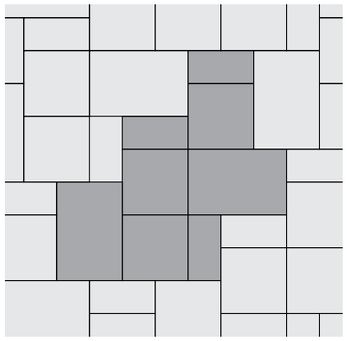

LAYING PATTERNS

One of the factors that makes your landscape project unique, is the laying pattern you choose. Your contractor can recommend choices that will utilize the best laying pattern for the product you've selected.

Visit Unilock.com for laying patterns.

JOINTING SAND COLOR CHOICE

Jointing sand color is another way to enhance your landscape dreams, offering a remarkable visual effect by creating stunning contrasts that can visually tie a hardscape together.



BLACK SAND



TAN SAND



GREY SAND

Firepits & Fire Features

Imagine the pure joy of sitting around an outdoor firepit with your friends and family! Envision getting cozy on a cool night and enjoying the mesmerizing flames from your backyard Unilock firepit or fireplace. It's a dreamer's dream come true!

Did You Know?

Unilock products can be used to build a custom fire feature that's perfect for your project.

Top: Rivercrest® (Bella) Fireplace with Series and Universal Coping
Bottom: Lineo™ Dimensional Stone with Ledgestone™ coping
Left: U-Cara® (Pitched) with Universal Coping

Rivercrest Firepit Kit

See page 119 for color options.

Sunset Firepit Kit

Firepit Grill accessory is optional. See page 129 for color options.

REMEMBER To ensure a long lasting fire feature, direct exposure to extreme heat from an open flame should be avoided. Always construct fire features with a protective heat barrier such as a metal insert, refractory blocks or approved firebrick to prevent potential heat damage.

FIREPIT GRILL

Rivercrest firepit kits comes with a firepit grill that fits securely into the firepit.

Pre-built Elements

SPECIAL ORDER

BELLA FIREPLACE
Rivercrest® Wall and Series accents.

TUSCANY FIREPLACE
Brussels Dimensional Stone® and Copthorne® accents.

BARCELONA FIREPLACE
Brussels Dimensional Stone® and Umbriano™ accents.

Outdoor Kitchens

The evolution of the backyard BBQ is a Unilock specialty. We have a fabulous selection of products to help build custom grill islands and outdoor kitchens that fit your space perfectly and will make you the culinary star of the neighborhood!

Rivercrest® Wall

Brussels Dimensional Stone®

Lineo® Dimensional Stone

U-Cara® Modular System

The U-Cara® Modular System offers a variety of aluminum frames that can be mixed and matched to construct vertical features like grill islands. Speak to your contractor to select a design and a U-Cara fascia panel finish to suit your project.

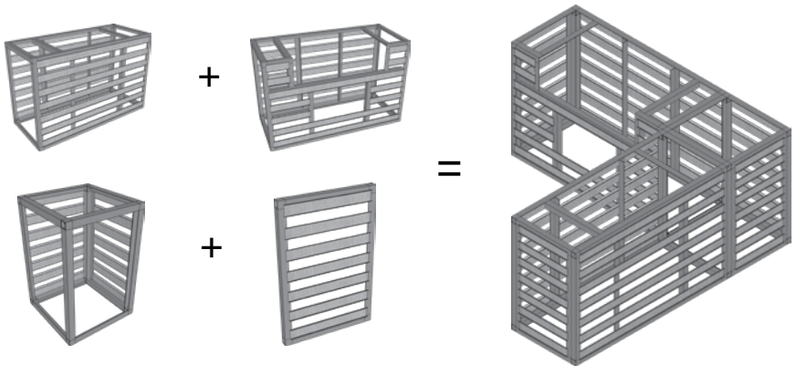

With the U-Cara Modular System you can build Grill Islands, Bars, Back splashes, Fire Tables and Pillars.

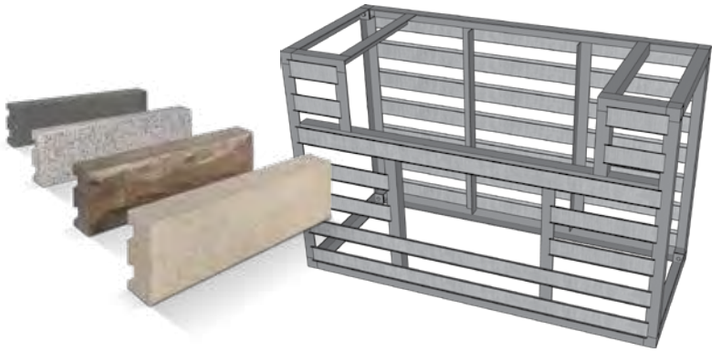

LOOKING FOR MORE INFORMATION?
Visit Unilock.com to download the U-Cara Modular System Brochure.

Pillars & Water Features

Pillars

Pillars add a sense of permanence and strength to your landscape dreams, creating visual interest with height variation and functionality. Pillars are great for creating a visual anchor to walls and a place for extra lighting. By adding pillars, you can let your imagination run wild!

Brussels Dimensional Stone® with Town Hall® accent

Rivercrest® Wall with Copthorne® accent



Lineo™ Dimensional Stone

Looking for Something Different?
Speak to your contractor about using Unilock products to build a custom feature that's just right for your project.

Rivercrest® Pillar Unit

Water Features

From fountains and ponds to waterfalls and custom water features, these soothing additions are a popular way to enhance your landscape. Unilock products can be used to build an endless variety of water features, perfect for your landscape dream.

U-Cara (Smooth) with U-Cara (Pitched) accent

Brussels Dimensional Stone® with Town Hall® accent

U-Cara Wall Mount System

The U-Cara Wall Mount System allows you to put the finishing touches on your project by cladding existing structures like unsightly exposed foundation areas or concrete steps with U-Cara fascia panels.

LOOKING FOR MORE INFORMATION?
Visit Unilock.com to download the U-Cara Wall Mount System Brochure.

Where Do I Begin?

Sometimes it can seem like a daunting task to turn your landscape dreams into reality. We understand and we're here to help you every step of the way. Whether you are looking to create a simple front entry or a complete outdoor living installation, no project is too big or too small for Unilock! We've heard the question asked many times, "Where Do I Begin?" The short answer? You begin with Unilock!

STEP

1

Learn About Unilock Superior Products

Discover revolutionary Unilock technologies that have led to the creation of the world's finest concrete products.

The more you know, the more you'll understand why Unilock is the best choice of all.

Exclusive Unilock Technologies

All products are not created equal. Many products look great when they're first installed, but after time the difference shows. For over 48 years, the very best designers and contractors have relied on Unilock to supply cutting edge paver and wall products that enable them to build extraordinary projects that stand the test of time.

Reala™

Utilizing REALA technology, a multitude of natural stone surfaces, brick and historic cobblestones are cast to create a wide variety of authentic textures with consistent dimensions that are more cost efficient to install.

PRODUCTS WITH REALA:
COPTHORNE®, COURTSTONE®, RICHCLIFF®, TOWN HALL®, RIVERCREST® WALL, AND LEDGESTONE™

Ultima™

Only Unilock has the technology in North America to manufacture Ultima Concrete resulting in pavers up to four times the stronger than poured concrete. With Ultima, the look you purchase is the look that will last.

PRODUCTS WITH ULTIMA:
COPTHORNE®, COURTSTONE®, RICHCLIFF® AND TOWN HALL®



Learn more about Unilock Technologies at Unilock.com.

Exclusive Unilock Technologies

Unilock is the only company in North America with memberships in Eurobeton and Stein + Design, two prestigious European concrete product innovation groups, which give us exclusive access to leading edge product designs and manufacturing processes.





ColorFusion™

The look of natural granite is achieved when color and granite particles are randomly dispersed using proprietary ColorFusion technology to achieve a unique mottled surface.

PRODUCTS WITH COLORFUSION:
UMBRIANO™ AND U-CARA®

EasyClean™
Integral Stain Protection

With EasyClean, the occasional spill doesn't have to leave a lasting mark on your new pavement. Unlike costly after-market sealers which merely coat the top, EasyClean goes beyond the surface and becomes integral to the product during manufacturing, making spills and other debris easier to clean before a stain can develop.

PRODUCTS WITH EASYCLEAN:
ARTLINE™, ARCANA™, BRISTOL VALLEY®, GRANITO™ AND UMBRIANO™

Nothing protects pavers from stains like EasyClean.

- ✓ Pavers are pre-sealed at the factory
- ✓ Enhanced resistance to weathering
- ✓ Reduced dirt absorption
- ✓ Stains from leaves, coffee, ketchup, mustard, wine and BBQ oils are easier to remove

Unilock Paver Reference Guide

UNILOCK PAVERS	Classic	EnduraColor	Elegance	Classic Coat	EasyClean	Reala	Ultima	ColorFusion	Permeable	Vehicular
Arcana™		●			●					
Artline™		●			●					●
Beacon Hill™ Flagstone 60mm		●								
Beacon Hill Flagstone 80mm		●								●
Beacon Hill Flagstone XL		●								
Beacon Hill Smooth		●								
Beacon Hill Smooth XL		●								
Bristol Valley®		●			●					
Brussels Block®	●									●
Brussels Premier™		●								●
Copthorne®		●	●			●	●			●
Courtstone®		●	●			●	●			●
Eco-Priora™	●	●							●	●
Granito™		●			●					●
Hollandstone™	●									●
Holland Premier™		●								●
Mattoni™		●								●
Richcliff®		●	●			●	●			●
Series 60mm		●								
Series 70mm		●								●
Series 80mm		●								●
Skyline™		●								
Thornbury™		●							●	●
Town Hall®		●	●			●	●		●	●
Treo™ Smooth		●							●	●
Tribeca Cobble™		●							●	●
Umbriano™		●			●			●		
Westport™	●			●						●

Unilock Wall Reference Guide

UNILOCK WALLS	Classic	EnduraColor	StoneMark	Reala	ColorFusion	Two-Sided	Garden	Engineered
Brussels Dimensional Stone®	●					●	●	
Cumberland Wall™	●					●	●	●
Estate Wall™	●					●	●	●
Lineo™ Dimensional Stone	●					●	●	
PisaXL®	●						●	●
Rivercrest® Wall			●	●		●	●	●
SienaEdge™	●					●		●
SienaStone™	●							●
Olde Quarry™	●					●	●	●
U-Cara®		●			●	●	●	●

STEPS	Classic	StoneMark	Reala	Natural
Ledgestone™		●	●	
SienaStone	●			
Natural Stone Sandstone				●
Natural Stone Limestone				●

COPING PAIRING OPTIONS

UNILOCK COPINGS	Architectural Coping	Ledgestone	Natural Stone	Brussels Fullnose	Estate Wall	Pisa
Brussels Dimensional Stone		●	●	●		
Cumberland Wall		●	●			
Estate Wall		●	●		●	
Lineo Dimensional Stone		●	●			
Pisa2			●			●
Olde Quarry		●	●	●		
Rivercrest Wall		●	●			
U-Cara	●	●	●			

STEP

2

Learn About The Process

Now that you've been inspired by our many different products and ideas, it's time to get down to the nitty gritty. We want you to have all of the information you need to make your project a huge success.

3D Rendering Created with Uvision® 3D Design Software

The construction process on the following pages will guide you through the various steps of a landscape project. As always – the helpful people at Unilock are always here to answer your questions and provide solutions.

Construction Process

STEP 1 | EXCAVATION

The first step in any project is excavation of grass and topsoil. The depth will depend on two factors:

1. Soil Type - Clay soil requires deeper excavation; sandy soil requires less.
2. Use - Heavy loads like driveways and retaining walls require deeper excavation; lighter loads like patios and walkways require less.

Depth of excavation can be reduced by adding DriveGrid™ once the soil has been removed.

STEP 2 | GRAVEL BASE

The excavated area will be filled with a gravel base. This gravel base needs to be:

- **Strong enough** to handle the load of whatever is placed on the surface.
- **Free draining** so that water drains out of the base into the subsoil. Retaining walls may require a perforated drain pipe in the gravel base to direct water away from the base of the wall.
- **Extended** at least six inches beyond the edges of the finished paver surface.
- **Compacted** in several layers, using the proper equipment.

STEP 3 | BEDDING LAYER

A 1" (25mm) layer of sand or tiny stone chips is spread out and smoothed on top of the solid gravel base.

This layer allows paver or wall units to be leveled or sloped for smoothness and drainage.

Some contractors may recommend a poured concrete surface instead of a typical bedding layer, which is fine as long as the concrete is accurately poured and sits on a stable and well-drained base. *Note: Once concrete is poured, the height of paver or wall units can no longer be adjusted.*

PAVER CONSTRUCTION

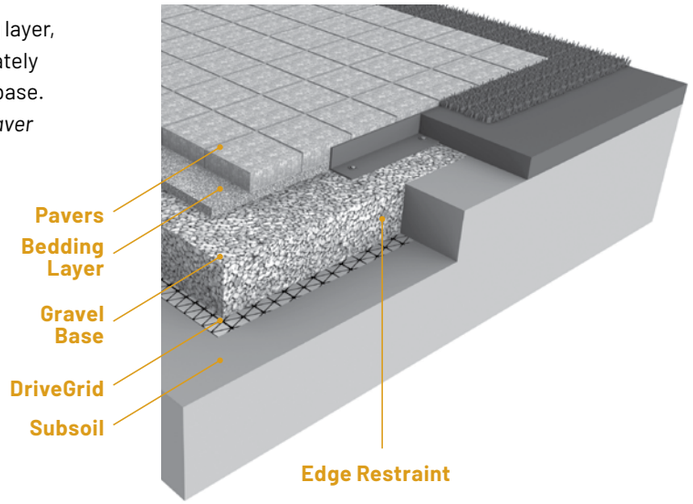

Need help finding a qualified contractor?

Call us at 1-800-UNILOCK or register online at Unilock.com and we'll match you with a Unilock Authorized Contractor in your area.

WALL CONSTRUCTION

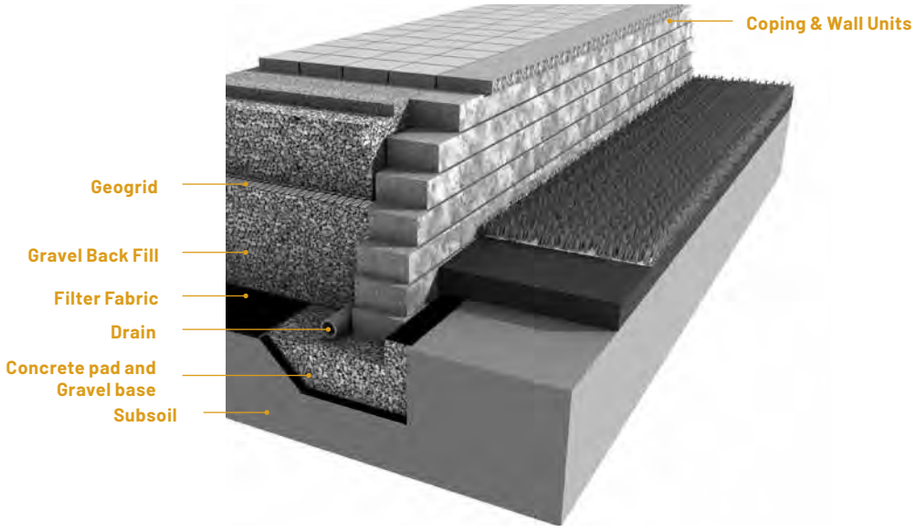

STEP 4 | RESTRAINT SYSTEM

For pavers, an edge restraint will be secured with long metal spikes or a concrete edge will be installed to prevent perimeter pavers from drifting out. For walls, glue may be used to secure rows of blocks. Larger retaining walls may require geogrid every few layers to secure the wall into the soil that is being retained.

STEP 5 | JOINT MATERIAL

The color you choose for joint material impacts the overall aesthetic. It also plays an important role between pavers by keeping out weeds and other debris. Your contractor can help you decide which joint material is right for your project.

There are two types of joint material to choose from:

Basic Jointing Sand – Years ago, this was the only joint material available. As it wears away, issues with weeds could arise. If you choose a basic sand, we recommend that you use a joint stabilizing sealer and be prepared to replenish the sand when needed.

Polymeric Sand – This special sand stays in place longer because it is combined with a binding agent. However, it's not right for every project and needs to be installed with care to prevent hazing.

STEP 6 | SEALING

Unilock pavers will be durable with, or without, a sealer. Some homeowners choose to apply a sealer to enhance the color of the pavers, while others choose to appreciate the color of the pavers as they are. Some Unilock pavers are sold factory sealed. If you choose to seal, you should plan to re-seal every 3-5 years.

Factory Sealed Products

Elegance® Pavers and Unilock pavers manufactured with EasyClean™, have been pre-sealed in the factory and do not require sealing after installation. To clean and brighten the surface at any time, a gentle power washing of the surface is recommended. If you still wish to re-seal the surface, you must wait a minimum of 3 years before applying sealer. Only use solvent based sealers.

REMEMBER: A quality project relies on a quality foundation. We recommend hiring a professional contractor.

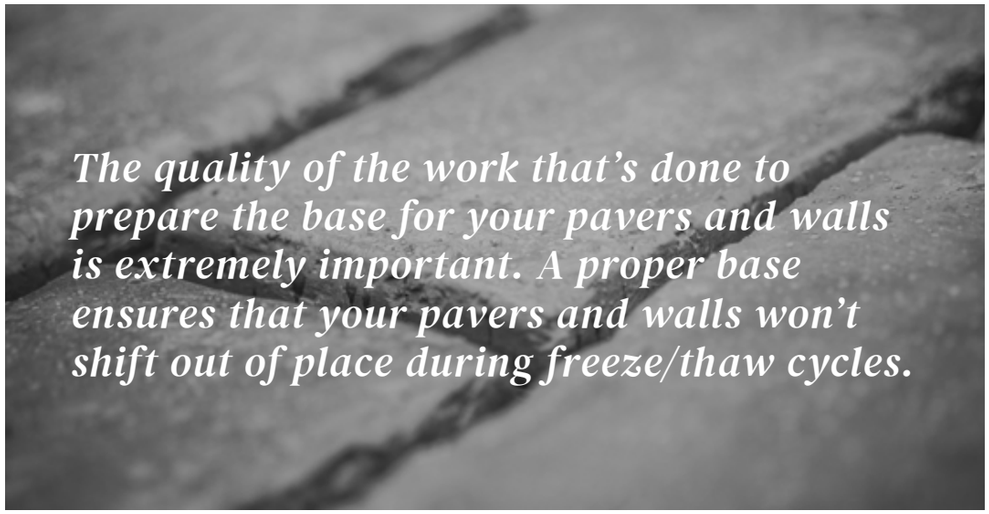



BLACK SAND



TAN SAND



GREY SAND

STEP

3

Find a Contractor

Choosing the right contractor for your project is the most important decision of all because even the best materials can be spoiled by poor installation and workmanship. Be sure to ask the right questions and keep in mind that the cheapest quote is rarely the best option.

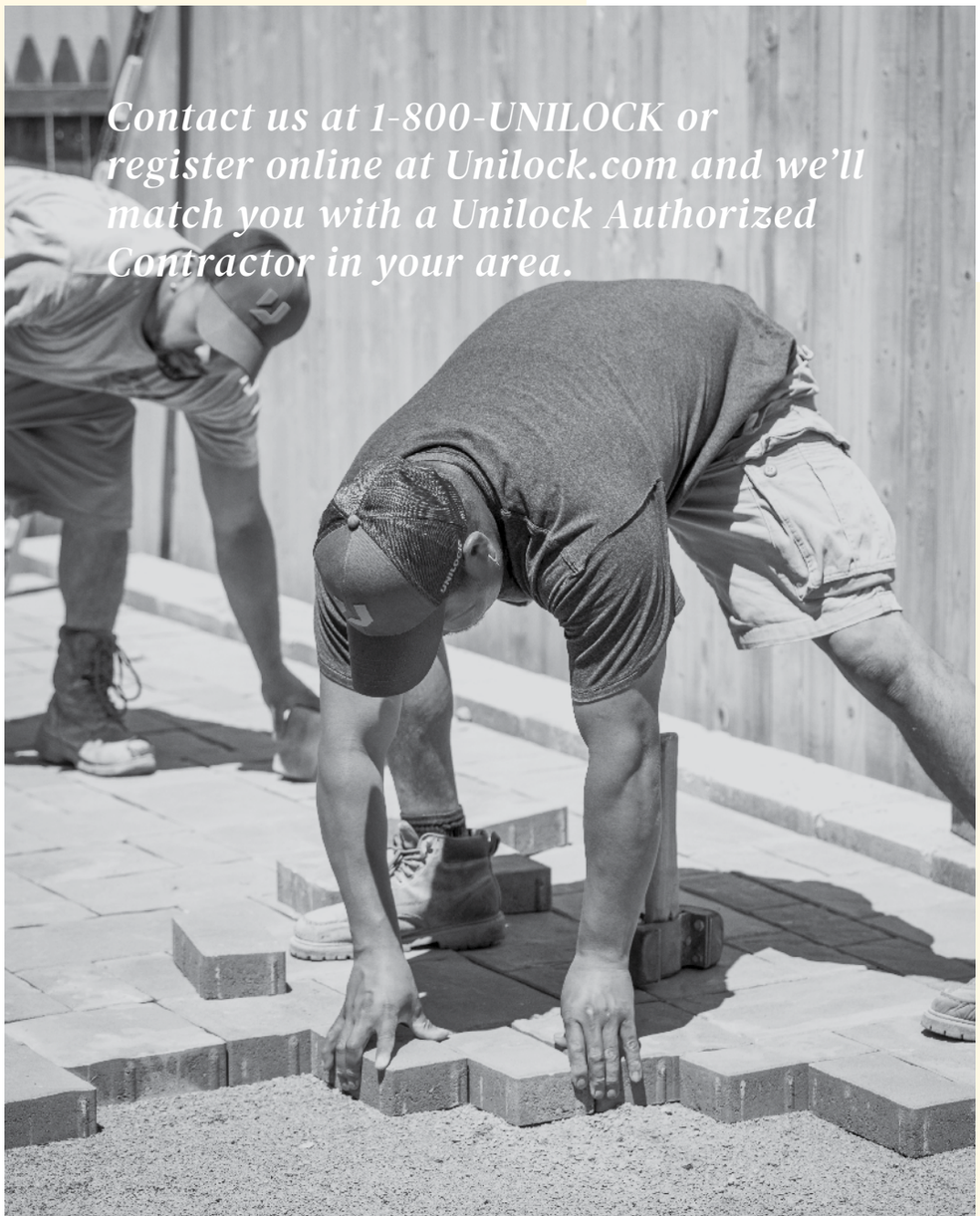

Contact us at 1-800-UNILOCK or register online at Unilock.com and we'll match you with a Unilock Authorized Contractor in your area.

Our Referral Program will match you with a highly competent contractor who meets the rigid standards we impose to ensure the best quality work and results. Simply contact us online, by phone or at one of our locations and we'll help you find a contractor guaranteed to do the job right.



Learn more about Authorized Contractors at Unilock.com

8 Tips for Choosing A Contractor

1 WORKMANSHIP

- Ask to see projects the contractor completed more than two years ago so you can see how their work holds up over time.
- Are the pavers laid in a way that minimizes awkward cuts?
- Are the curves of the project cut in a way that minimizes large gaps?
- Have edge restraints been used and still in place?
- How long does the contractor guarantee the work? How many warranty claims has the company had in the past two years?

2 SUB-CONTRACTING

- Some contractors will hire other companies to perform parts of the work, like lighting and irrigation. Be sure to ask the contractor about these sub-contractors and how they will be managed.

3 RELEVANT EXPERIENCE

- How long has the contractor been installing pavers and walls?
- Has the contractor installed projects in the past with the features you're considering (eg. a raised patio, retaining wall or water feature)?

4 BASE PREPARATION

- What are the contractor's base preparation methods?
- What materials are used and why?
- Is there a standard procedure for base preparation or will the contractor assess your site's unique needs?

5 TIMING

- Ask the contractor how far in advance they are booking projects and how long your project might take.
- What are the contractor's payment terms?
- Is an upfront deposit required to secure the timing of the project?

6 DOCUMENTATION

- Does the contractor have the proper licensing for their work?
- Does the contractor have liability insurance and are employees covered by Workers Compensation?
- Will there be permits required for the job and if so, who is responsible to secure them?

7 COMPATIBILITY

- Do you like this contractor? Can you easily communicate and understand each other? Is this someone you can trust?
- Ask if the person you're meeting will be on site throughout the project or if someone else in the company will be your day-to-day contact person.
- Contacting references can help you understand how the contractor operates throughout a project.

8 DESIGN

- Does the contractor offer a design service? Is there a cost for this?
- Is the design hand drawn or rendered in 3D?
- Are the contractor's designs something you would like for your project?

STEP 4

Protect Your Investment

Learn how to take care of your Unilock products to ensure that they stay beautiful and functional for years to come.

Weeds Can Be Prevented

When a proper base is installed, there is no soil directly beneath your pavers for weeds to grow. However, if the joints are not kept full with jointing material, it is possible for dirt and weed seeds to blow in from the surrounding area and germinate in the joints.

In the past - a basic sand was the only jointing material available. Unless it was replenished regularly, rain would erode the sand, leaving joints vulnerable to weeds.

Today - new varieties of sand stabilizing compounds and polymeric jointing material are available which relieves homeowners from this maintenance burden. See page 161 for more information on jointing material choices.



Spring Maintenance

Although most Unilock® products are designed to be low maintenance, there are a number of preventative maintenance steps that can be performed each spring to ensure that your project keeps its pristine appearance throughout patio season.

Check for "creep" – this is where the stones push out (due to winter stress, traffic or failure of the edge restraint), dips, deformations or stains. Should you discover any of these problems, they are all fixable.

Visit Unilock.com or speak to our friendly Unilock staff to find solutions.

Fall Maintenance

The most important thing to do in the fall is to keep leaves and other debris off your stones. Remove any plant pots, furniture, urns and BBQs that can leach rust onto your surfaces.



Winter Maintenance

While Unilock products are de-icing salt resistant, using calcium-based products or rock salt (sodium chloride) to melt ice is highly recommended. Use a plastic shovel and plastic blade protectors on snow plows or blowers to protect the surface.

NOTE: Avoid magnesium-based de-icing products as they are very aggressive and may cause damage to the concrete surface.

Search more FAQ's at Unilock.com.

Prestigious Public Spaces

PROS WHO KNOW, CHOOSE UNILOCK

Many of the same Unilock products available to homeowners in this catalog have been trusted by professionals to perform in large scale commercial projects.

For years, Architects, Engineers, Installation Contractors and Designers across North America have turned to Unilock for leading edge designs and products that are proven to withstand the demands of heavy use.

Did You Know?

Unilock leads the industry with proprietary technologies?

Navy Pier. Chicago, IL.
Designer: James Corner Field Operations

Buckingham Fountain, Chicago Illinois.
Designer: Thompson Dyke & Associates

Choose the brand the pros choose. There's nothing better than Unilock when it comes to withstanding the test of time.

Little Caesars Arena, Detroit, MI.
Designer: SmithGroup.

Indianapolis Motor Speedway, Indianapolis, IN.
Designer: Browning Day Mullins Dierdorf.

Our Quality Commitment

Unilock was the first concrete paver manufacturer in North America to offer a Lifetime Guarantee, and since then we have continued to stand behind it to ensure customers are completely satisfied with our products. With almost 2 billion stones in the ground, that's quite the commitment!

Our products are better and stronger than other brands. In fact, our internal standards of manufacturing in the USA and Canada far exceed industry standards set by ASTM (American Society for Testing and Materials) and CSA (Canadian Standards Association) and other European organizations.

LIFETIME GUARANTEE - RESIDENTIAL

Our Transferable Lifetime Guarantee warranties the structural integrity of Unilock concrete paving stones and retaining wall units when used in residential applications. It covers any structural failure or deterioration of the concrete unit resulting from normal use or from the reasonable application of sodium chloride (common rock salt used for deicing). StoneMark™ products have the same warranties as Unilock paving stones and retaining walls, but cannot be warrantied against damage resulting from de-icing products.

Any materials installed and maintained to our guidelines, and subject to normal wear, that prove defective, will be replaced without cost. Proof of purchase is required. Customers are encouraged to submit receipts to us as soon as their project is complete, using the Unilock Warranty Registration Form on our website (Unilock.com).

Purchasers need to ensure that the product they purchase is appropriate for their intended application; for example, only certain thicknesses of products are appropriate for driveways. Color matching of the replacement product and/or lost time cannot be guaranteed and labor costs related to installing replacement product is not included. Unilock reserves the right to seek a professional diagnosis and opinion to determine the exact cause of the product failure. If the failure falls within our warranty parameters, Unilock will replace the defective product.

EXCLUSIONS – Unfortunately, some things are beyond the control of Unilock, and are therefore not covered by this warranty. These include: naturally occurring efflorescence, hazing from polymeric jointing sand, scratching and chipping resulting from snow removal or construction equipment, damage caused by natural or un-natural disasters, or negligence by anyone other than Unilock. The Unilock warranty also does not cover deterioration or damage as a result of poor design or poor installation practices that are contrary to specifications as laid out by ICPI (Interlocking Concrete Pavement Institute) and the NCMA (National Concrete Masonry Association). For more information please visit www.icpi.org and www.ncma.org. Additionally, please refer to the Maintenance, Color and Installation Advisories.

MAINTENANCE ADVISORY

1. Cleaning and Sealing
As with anything that is outdoors, Unilock products are subject to harsh weather, dust, acid rain, leaf stains, water stains and general wear from foot or vehicular traffic. Therefore, periodic cleaning using environmentally safe detergents designed for cleaning concrete is recommended to maintain a bright, fresh appearance.

To make subsequent cleaning easier and more effective, a concrete sealer can be applied to new or cleaned products to help prevent the penetration of substances that can cause stains.

There are many types of concrete cleaners and sealers on the market. Always read the instructions carefully before using the product to make sure that it will function as expected. Testing first, in a small unobtrusive area, is always a good idea to ensure the results are acceptable. Consult your local hardscape dealer to find the products best suited for your paver or wall installation.

Visit Unilock.com to register for your Transferable Lifetime Guarantee.

2. Winter Maintenance
Snow removal by way of metal blades on plows or shovels will scratch and chip the surface of pavers, causing permanent damage. To mitigate this risk, metal snow clearing blades must always have a polyurethane or rubber cutting edge attached when plowing pavers.

De-icing Salts - The use of de-icing products on paver surfaces is important for safety and to help mitigate snow accumulation. Most de-icing products will have some effect on concrete, even if the product label indicates that it is safe on concrete. If you must use a de-icing product, we recommend that you use Sodium Chloride (ordinary rock salt) or Calcium Chloride (for colder climates). Always apply sparingly. The use of de-icing products on StoneMark, wet-cast pavers, slabs or coping may damage the product and therefore is not recommended. Whenever possible use a coarse sand as an anti-slip measure instead of de-icing chemicals.

COLOR ADVISORY

1. Selection
Due to the inherently variable nature of printed materials and digital monitors, Unilock cannot guarantee that products will match the color of printed or online images. Therefore, when making final product selections, decisions should be made based on actual stones which are readily available from Unilock, Authorized Contractors or Authorized Dealers. Most Unilock products are not comprised of a single color, but rather contain blended colors for a more natural appearance. This means that there will be significant color variance from stone to stone, so purchasers should view multiple units together to get a more accurate impression of the overall color.
Note: Unilock Natural Stone variations are outside the control of Unilock. Purchasers of natural stone must be willing to accept this inherent variability.

2. Pre-installation checking
Always check the label to ensure that the Unilock product delivered to your project is the product and color ordered. If there is a discrepancy, or if the product inside the packaging doesn't appear to be correct, contact your hardscape dealer before installing any pavers or wall units. If the product is installed, it indicates your acceptance of the products as delivered.

3. Blending
If the project requires more than one bundle of product it's always a good idea to draw product from several bundles when installing, as this ensures that any variation between bundles will be seamlessly integrated in the project. When bundles are from different production runs, random selection from multiple bundles is even more important.

4. Efflorescence
Efflorescence is a naturally occurring process that may appear as a white or light grey powder on the surface of concrete, clay or natural stone. It is temporary, and will disappear over time. However, if it is bothersome, an efflorescence cleaner can be used to remove it. There is no way to predict or prevent efflorescence. Because it does not compromise the structural integrity of the product, it is not covered by Unilock product warranties.

INSTALLATION ADVISORY

1. Construction Residue
While a certain amount of dirt on pavers and walls is inevitable during the construction phase, installers are strongly encouraged to clean as they go as construction residue can embed in the surface and become difficult to remove. The slurry produced during wet-saw cutting is particularly stubborn to clean if allowed to dry on the surface of pavers. Unilock warranties do not cover stains caused by a failure to remove construction residue.

2. Polymeric Haze
Surface hazing caused by polymeric jointing sand is not the responsibility of Unilock. Polymeric jointing sand should only be installed by an experienced and knowledgeable contractor. Any sand that is left on the surface prior to activation will result in a haze that is very difficult and time-consuming to remove. Only the highest quality, brand name polymeric sand that is guaranteed by the manufacturer should be used.

3. Compaction Damage
Both smooth and textured paver surfaces can be scratched by compaction equipment used to 'flatten' a new paver installation. Therefore, metal plate compactors must be fitted with a polyethylene mat to protect the paver surface from becoming scratched, or a superior option is to use a rubber-roller compactor instead. Damage to product surfaces caused by failure to follow these instructions is not covered by Unilock product warranties.

FIRE PIT WARNING

Wood-burning fire pits must be lined with a proper metal insert or refractory (fire-rated) brick to protect the concrete components from extreme exposure to heat. Extreme heat on a concrete surface may affect the structural integrity of the concrete and can be dangerous. The floor of the fire pit should always be constructed using refractory brick or a sand bed. For your safety, always use a spark screen over the fire.

TRANSFERABLE
LIFETIME
GUARANTEE

Index

PAVERS & SLABS

Arcana™ 87
Artline™ Smooth 75
Artline Umbriano 77
Artline II Campo 79
Beacon Hill™ Flagstone 60mm 65...12, 24
Beacon Hill™ Flagstone 80mm 67
Beacon Hill Smooth 69...14-15, 16, 23, 35, 41
Bristol Valley® 71...13, 20
Brussels Block® 51...13, 21, 22, 24, 37
Brussels Premier™ 59
Copthorne® 109...29, 30, 34, 37, 38
Courtstone® 101...28, 31
Eco-Priora™ 54-55
Granito™ 82
Holland Premier™ 57
Hollandstone™ 53
Mattoni™ 73
Natural Stone 91-93...41
Olde Greenwich Cobble™ 52
Porcelain Tile 95
Richcliff® 97...34, 36, 39, 46
Series™ 81...31
Skyline™ 89
Thornbury 61...16, 28
Town Hall® 105...26, 28, 32, 37
Tribeca Cobble™ 83...29
Umbriano™ 85...13, 17-19, 31, 39-40
Westport™ 49...22

RETAINING WALLS AND VERTICALS

Brussels Dimensional Stone® 129...13, 20, 22
Cumberland Wall™ 127
Estate Wall™ 125
Lineo™ Dimensional Stone 121...18-19, 22, 41
Olde Quarry™ 123
PisaXL™ 133
Rivercrest® Wall 119...10, 17-19, 25
SienaEdge™ 131
SienaStone™ 132
U-Cara® 115...15, 16, 23, 136

STEPS, TREADS, COPING & CAPS

Architectural Coping & Cap 139
Brussels Fullnose™ 137...20
6x12 Fullnose 137
Estate Wall™ 141
Ledgestone™ 136...10, 17
Natural Stone 138...32
SienaStone™ 141
Siena Smooth 141
Pisa2 Coping 140
Universal Coping 140...16

TOPICS OF INTEREST

Borders and Banding 144
Classic 44
ColorFusion™ 156...85, 77, 117
Construction Process 160
Coping 138-141
Coping Pairings 158
EnduraColor™ 44
Elegance™ 44
EasyClean™ 156...71, 75, 77, 82, 85, 87
Firepits 147...10, 14, 16, 18-19, 41
Fireplaces 147
Joint Material 161
Maintenance 164
Outdoor Idea Center 6
Outdoor Kitchens 148...14-15, 25, 39, 41
Permeable Pavers 45...54-55, 61, 63, 83, 85, 105
Pillars 150...10, 13-15, 16-19
Reala™ 155...97, 101, 105, 109, 119, 136
Retaining Walls 114-133...15-16, 20, 22, 24
Sealing 161
Steps 136-141
StoneMark 45...119, 136
U-Cara Modular System 149
U-Cara Wall Mount System 151
Ultima™ 155...97, 101, 105, 109
Water Features 150...10, 15, 23

On the cover:
Pavers: Copthorne® (Basalt) walkway with Bristol Valley® (Bavarian Blend) inlay and Brussels Block® (Sandstone) accent
Seat Wall, Pillars, Grill Island and Fire Feature: Rivercrest (Buff) with Ledgestone™ (Buff) coping and pillar caps

Unilock Ltd. and Hengestone Holdings, Inc. are the owners or authorized users of all trademarks used in this publication unless otherwise specified. Umbriano™ are trademarks of Metten Stein + Design GmbH & Co KG used under license by Unilock®. Measurements throughout this portfolio are nominal. Not all products shown are available at all Unilock locations. Log on to Unilock.com for availability. Colors shown in this catalog should be used only as a guide. Colors should always be chosen from actual samples. Contact your local Unilock representative for color availability in your area.

©2021 Hengestone Holdings, Inc.

Visit the Unilock Idea Center

See + **Talk** + **Take**

See
An expansive display of Unilock products in a life-size outdoor setting.

Talk
To our knowledgeable staff and we'll help you create a plan to achieve the outdoor space you're dreaming about.

Take
FREE samples of Unilock paver and wall products home with you.

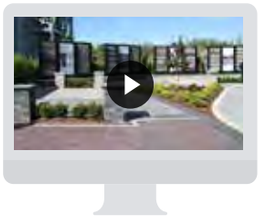

See virtual tour at

Unilock.com

Please feel free to walk around and browse our Outdoor Idea Center at any time.
Call 1-800-UNILOCK or visit Unilock.com for more details and staff hours.

BOSTON
(508) 278-4536

CHICAGO
(630) 892-9191

MILWAUKEE
(262) 742-3890

KANSAS
(913) 417-7985

MICHIGAN
(248) 437-7037

NEW YORK
(845) 278-6700

MID-ATLANTIC
(202) 798-2060

ONTARIO
(416) 646-9000

CINCINNATI / KY / TN
(513) 202-0219

OHIO / WESTERN PA / WNY&CNY
(330) 927-4000