

12TH EDITION



HARDSCAPES COLLECTION

WELCOME TO THE BACKYARD...

PAVERS AND SLABS

American Brick	58
Barrington	48
Broadmour	44
Broadmour Plank	46
Cobble Stone	60
Colonial	66
Flagstone	64
Holland and Holland-Eco	68
Lamont	62
Mezzano	54
Minnnetonka	50
Xteriors Porcelain	42
Serano	52
Tahoe and Reno	56
Turfstone-Eco	94

WET CAST TILES AND STEPS

Antique Travertine Landscape Tiles	38
Barn Plank Landscape Tiles	34
Bullnose Coping	95
Chiseled Steps	90
Slate Landscape Tiles	40

RETAINING WALLS

Barn Plank	36
Classic 6 and 8	78
Classic Colonial 6 and 8	76
Cottage Stone	85
Contemporary Garden	72
Lakeland and Riverland	74
Recon	80
Rosetta	82
Sapphire	84
Stonegate	73
Versa-Lok Standard	86
Vintage 6	70

Please note: Our products are made from solid color concrete for lasting appearance and durability. Photographs contained herein are for representation only. Refer to actual product samples when making color selection. Product dimensions given are nominal. See the RCP Product Guide for packaging, pallet configurations, product specifications, patterns, detailed descriptions and warranties.

The information presented here has been prepared for the benefit of customers interested in Rochester Concrete Products, it was reviewed carefully prior to publication. Rochester Concrete Products assumes no liability for its accuracy or completeness. Final determination of the suitability of any information or material for the use contemplated, or for its manner of use, is the sole responsibility of the user. Certain products not available in all areas.



NECESSARIES OUTDOOR LIVING AND KITCHEN KITS

BACKYARD COLLECTION	100
- Fireplaces	102
- Fire Rings	104
- Grand Island Bar/Grill Series	105
- Pillars	107
- Seatwalls	107
- Tables	106
- Waterfalls	107

KITCHEN CABINET COLLECTION	110
- Grills	111
- Island Table	112
- Prep Center and Corner	112
- Refrigerator	112
- Side Burner	113
- Smoker	113
- Trash Drawer	113
- Woodbox/Stand	113

ACCESSORIES & REFERENCE

Bullnose/Coping	94
Chiseled Caps and Tops	92
Chiseled Steps	90
Edging	98
Grand Step	88
Irregular Steps	82
Kitchen Cabinet Dimensions	114
KolorLast	6
Mini-Cap	85
Necessaries Dimensions	108
Our Brands	11
Paver Patterns	116
Planning Guide	8
Stepping Stones	96
Universal Caps	83-84
Warranty	115
Wet Cast Steps	90

WELCOME

YOU'RE GOING TO LOVE IT OUT HERE!





WE ARE THE PREFERRED MANUFACTURER AND DISTRIBUTOR OF DISTINCTIVE HARDSCAPE MATERIALS AND SUPPLIES.

Since 1914, Rochester Concrete Products and its sister companies have been refining the art and science of interlocking concrete products. Rochester Concrete Products is recognized throughout North America for creating landscape products rich in texture, full of character and manufactured with the highest quality at an affordable price. For these reasons, Rochester Concrete Products is the professional's first choice.

There are many landscape materials in the marketplace to choose from, but only Rochester Concrete Products delivers the peace of mind you can trust.

Our products are rare because they combine beauty, durability and affordability. Rochester Concrete Products manufactures and distributes world leading brands: Necessories Outdoor Living Kits, Silver Creek Stoneworks, Rockwood Retaining Walls, Interlock Concrete Products, Rosetta Wall Systems, Keystone Retaining Wall Systems, Recon Retaining Walls, Versa-Lok Retaining Walls and Alliance Gator polymeric sands, sealers and cleaners, and many more landscape accessories and components.

Whether you're looking for an outdoor space complete with fireplace and dining table or a retaining wall to expand and support a backyard, this comprehensive catalog is a design gallery. There aren't enough pages to tell our entire story, so we invite you to visit www.rochestercp.com or scan the QR code to view more inspirational and award-winning landscapes.



7200 BROADWAY AVE. N, ROCHESTER, MN 55906 • (507) 288-8850 • WWW.ROCHESTERCP.COM

KOLORLAST

PROTECT YOUR INVESTMENT FROM THE
DAMAGING EFFECTS OF TIME, MOTHER
NATURE AND DECADES OF USE AND ABUSE.

PROTECTED PAVERS

**JUST LIKE THESE PAVERS,
PROLONGED EXPOSURE
TO FREEZE/THAW, SALT,
HARSH CHEMICALS AND ACID RAIN
CAN DESTROY THE SURFACE OF
NON-PROTECTED PAVERS.**

KolorLast pavers are extremely fade resistant.

Onyx color pavers exposed to
sunlight for several months.

With KolorLast.

Without.



KOLORLAST PROTECTED PAVERS ARE ONLY AVAILABLE
FROM ROCHESTER CONCRETE PRODUCTS.



Same paver with and without KolorLast.



Without KolorLast

Unprotected pavers will allow UV, water, grit and chemicals to penetrate the surface, causing color to fade and the surface to breakdown.



With KolorLast

KolorLast helps protect pavers from the destructive effects of wear, sun, salt, lawn chemicals and the march of time.

KOLORLAST IS SERIOUS PROTECTION

Concrete treated with KolorLast is highly resistant to the harmful effects of salt, chemical and acid rain exposure. Another KolorLast benefit is that it's much easier to remove liquid/food spills and rust marks—minimizing or preventing stains altogether.

WHAT IS KOLORLAST?

The KolorLast manufacturing process is a simple chemical reaction between two compounds. First, a special mixture of cement, aggregates, water and a proprietary chemical additive are mixed into dry-mix concrete that is pressed into molds with extreme pressure and heat. Then, as pavers are demolded, a proprietary water-based solution is sprayed on the surface where a chemical/molecular reaction creates the KolorLast protective layer. This new protective compound penetrates into the surface of the paver three to five millimeters deep. It can only be removed with heavy abrasion/wear.



KolorLast
Hardscape Protectant

KolorLast pavers are resistant to fading, staining, acid rain, salt, and spalling and they inhibit efflorescence and poly-haze.



PLANNING GUIDE

The endless combinations of products available can make the selection process challenging. To simplify the task, follow these four design considerations when choosing materials for your backyard design.

1. STYLE

Style includes the shape, size and surface detail of a paver, slab, tile or wall. Choose a style that best suits the application, complements your surrounding architecture and expresses your personal flair.

2. COLOR

Whether you prefer a solid color, a blend or a combination of styles, shapes and colors, find one that complements or contrasts your roofing, siding or stonework. Also consider what furniture and decor, plantings and sealers will do to create the colors you'll always appreciate.

3. PATTERN

Start by finding examples of landscapes and patterns you like, and share them with your landscape professional. An experienced pro can help you with your design process, budget, product selection, construction and maintenance.

4. DETAIL

Nothing completes a hardscape area like adding beautiful accents of inlays, caps/tops and borders. Use combinations of contrasting styles, color or patterns to create lasting flair for your outdoor living space.

Before planning your landscape project, check with your local zoning commission for building restrictions and required construction permits. Always call 811 before you dig.



USE THIS SIMPLE GUIDE TO HELP YOU AND YOUR LANDSCAPE PROFESSIONAL CREATE AN ATTRACTIVE AND COMFORTABLE LANDSCAPE YOU WILL ENJOY EVERYDAY.

The real benefits of landscaping

Curb appeal – it's the best way to make a good first impression. Most homeowners agree, spending over \$45 billion on professional lawn and landscape services annually. Gardening has become America's #1 pastime, with over 80% of all households participating.

What does this mean to you?

A well designed landscape does more than bring increased value to your home, it brings energy savings as well. More importantly, quality landscaping brings you years of enjoyment.

So follow the number one trend in the country and bring the indoors out by adding a raised patio, fire pit or an outdoor kitchen. Regardless of what you do, the enjoyment of the outdoors will reduce your stress and add real value to your home.

JUST FOLLOW THESE FIVE SIMPLE PLANNING STEPS:

1) DO YOUR HOMEWORK

Visit our website, Facebook or Instagram pages to see backyard patio plans, photos, ideas and MORE! The more ideas you have of hardscape materials, plants, accents and furniture, the better.

2) MAKE A LIST

Make a list of things you like and dislike. If mowing the lawn or weeding a flower garden isn't for you, make note of it. Do you prefer rocks vs. mulch? Do you love flowers, but dread replanting every year? Highlight your interests below and share them with your landscape pro.

	Like	Dislike	Maybe
Modern	<input type="checkbox"/>	<input type="checkbox"/>	<input type="checkbox"/>
Natural	<input type="checkbox"/>	<input type="checkbox"/>	<input type="checkbox"/>
Relaxation / Quiet	<input type="checkbox"/>	<input type="checkbox"/>	<input type="checkbox"/>
Maintenance-free	<input type="checkbox"/>	<input type="checkbox"/>	<input type="checkbox"/>
Entertaining / Active	<input type="checkbox"/>	<input type="checkbox"/>	<input type="checkbox"/>
Matches Homes Architecture	<input type="checkbox"/>	<input type="checkbox"/>	<input type="checkbox"/>
Open and Spacious	<input type="checkbox"/>	<input type="checkbox"/>	<input type="checkbox"/>
Privacy and Shade	<input type="checkbox"/>	<input type="checkbox"/>	<input type="checkbox"/>
Eco-friendly / Energy Saving	<input type="checkbox"/>	<input type="checkbox"/>	<input type="checkbox"/>
Outdoor Kitchen	<input type="checkbox"/>	<input type="checkbox"/>	<input type="checkbox"/>
Outdoor Living Room	<input type="checkbox"/>	<input type="checkbox"/>	<input type="checkbox"/>
Accent Lighting	<input type="checkbox"/>	<input type="checkbox"/>	<input type="checkbox"/>
Fire Pit	<input type="checkbox"/>	<input type="checkbox"/>	<input type="checkbox"/>
Fireplace	<input type="checkbox"/>	<input type="checkbox"/>	<input type="checkbox"/>
Flower Garden	<input type="checkbox"/>	<input type="checkbox"/>	<input type="checkbox"/>
Water Feature / Pond	<input type="checkbox"/>	<input type="checkbox"/>	<input type="checkbox"/>
Paver Patio	<input type="checkbox"/>	<input type="checkbox"/>	<input type="checkbox"/>
Walkways	<input type="checkbox"/>	<input type="checkbox"/>	<input type="checkbox"/>
Sound System	<input type="checkbox"/>	<input type="checkbox"/>	<input type="checkbox"/>

3) MAKE A BUDGET

When budgeting, plan to invest about 7% to 10% of your home's value. A more elaborate backyard sanctuary may require 15% to 20%. Much of what you will spend depends on how long you plan to stay in your home. If you plan to stay for more than 10 years, 15% to 20% will give you the enjoyment you desire for years to come.

Home Value \$ _____ x _____ %
= _____ (Your landscaping budget)

4) SKETCH YOUR DESIGN

Take out a pencil and paper and start at the beginning. Sketching will help you discover your likes and dislikes and make your landscaping process much easier.

5) HIRE A QUALIFIED LANDSCAPE CONTRACTOR

If you're not quite the weekend warrior to tackle your own landscape construction, start talking to the professionals. Landscape pros are invaluable assets for their design expertise, product knowledge and construction methods.

When it's time to choose products, ask your landscaping professional for input. There are countless pavers, slabs and landscape tiles to choose from, the same goes for retaining wall blocks. Knowing what products are best suited for a particular landscape application is crucial. For example, pavers designed for heavy vehicle traffic are not good choices for small patios or walkways. And with retaining walls, a heavy-duty wall system probably isn't the right product for use as a small garden wall.

There's no better way to select material than to see and touch the real thing. Visit a Rochester Concrete Products distributor/dealer to touch and see actual samples in the colors you like. If you can't visit a dealer showroom where outdoor living products are displayed, ask your landscape contractor to gather samples for your consideration. Always refer to actual product samples when making color selection.

WELCOME
TO THE BACKYARD!

WELCOME

RCP is a third-generation family owned business with mortarless concrete manufacturing experience that dates back to 1914. We consistently manufacture an extensive line of hardscapes with high quality, locally sourced materials. Each product must pass rigid quality control standards – meeting or exceeding ASTM standards for strength, durability and freeze/thaw.

All of these pavers, landscape tiles, retaining walls, accessories and outdoor living products aren't just great looking, they're built to last and we guarantee them!

We manufacture and service the Upper Midwest. Our network of authorized dealers and experienced territory sales representatives are ready to assist you with all things for the backyard.

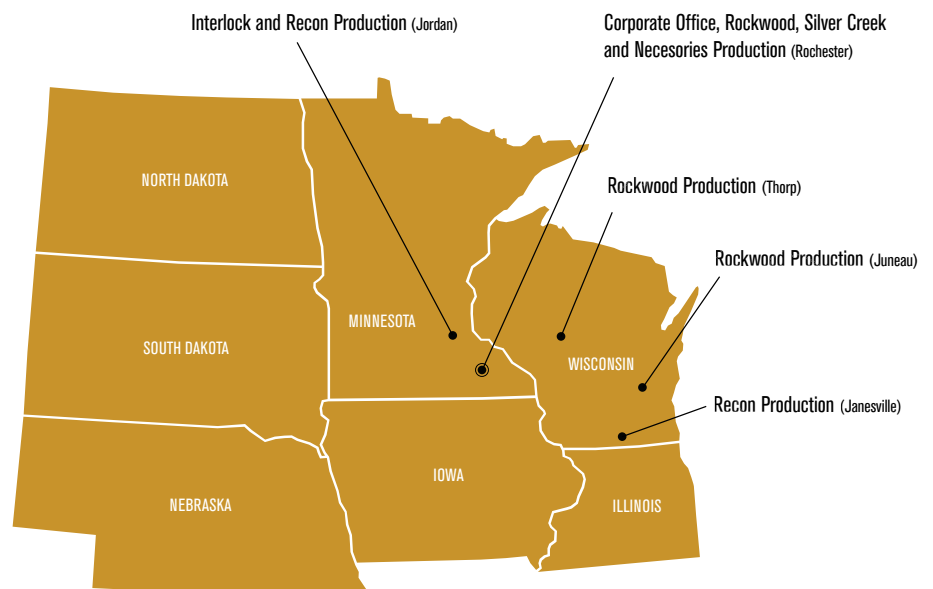


See complete warranties at: www.rochesterpcp.com



Corporate Office:
7200 Broadway Ave. N.
Rochester, MN 55906

Phone (507) 288-8850
www.rochesterpcp.com



Silver Creek's Slate, Travertine and Barn Plank Landscape Tiles, Steps and Stepping Stones come in a broad selection of shapes and colors. They have caught the attention of designers, landscapers and homeowners alike not just for their amazing looks but also for the convenience, durability, consistency and affordability of a manufactured product.

- Strong, 10,000 PSI wet cast concrete
 - Cast in multiple/unique molds
 - Incredible surface and edge detail
- Blended colors look like natural stone and reclaimed wood



RCP manufactures the industry's leading retaining wall brands. Although many have similar looks and appeal, most are very different in their design and performance characteristics. A hardscape professional can help you choose what is best suited for a garden wall, seatwall, egress window or if a structure or parking lot is above the wall.

- Strong, 6,000 PSI dry cast concrete
- Vertical, adjustable or fixed setbacks
- Matching and contrasting cap colors and styles
- Can be engineered to reach incredible heights and performance needs



Interlock pavers perform as good as they look in both residential and commercial applications. They are manufactured under strict QC standards to ensure they perform as intended and last for decades.

With dozens of shapes, surface detail and colors to choose from, designers and property owners have endless possibilities to create the patio, pathway, pool deck or driveway the fits every project's architecture and application's needs.

- Strong, 6,000 PSI dry cast concrete
- Withstands freeze/thaw conditions
- Can be repaired/replaced and reclaimed
- Endless design-ability and unrivaled aesthetics
- Outperforms other paver materials
- KolorLast paver products resist the harmful effect of Mother Nature, use & abuse, color fading and staining





Necessaries is a collection of affordable, ready-to-assemble outdoor fireplaces, island bars & grills, kitchens, tables, waterfalls, fire rings, seatwalls and pillars kits. They are easy to design with, easy to buy and easier to build. And, kits can be customized.




Other than some common tools, kits come with everything needed to build on a properly prepared base.

- All blocks, mantels and caps included
- Summerset stainless grills and components
- Fire brick, pumps, inserts and accessories
- Cut block sized to fit and steel reinforcements
- Construction gloves and adhesives
- Step-by-step instructions





WELCOME TO THE POOL





WHETHER YOU PREFER A MODERN OR TRADITIONAL LOOK FOR YOUR **POOL DECKING**, THESE LARGE SLABS AND PAVERS ARE DESIGNED TO MAKE A LASTING IMPRESSION AND REFLECT THE PERSONALTY OF YOUR HOME AND OUTDOOR SPACES.







WELCOME TO THE DRIVEWAY



COBBLE STONE



COBBLE STONE




HOLLAND

SERANO



FLAGSTONE



TAHOE



SERANO


COLONIAL



HOLLAND-ECO

DRIVEWAY APPLICATIONS REQUIRE PAVERS THAT CAN STAND UP TO EXPREME USE AND ABUSE. WITH ENDLESS DESIGNABILTY, THESE SMOOTH, EMBOSSED AND TUMBLED PAVERS CAN FLEX YOUR CREATIVE MUSCLE, MAKE AN INCREDIBLE FIRST IMPRESSION AND ADD VALUE TO YOUR HOME.







WELCOME TO THE LAKE SHORE



GRAND GAS FIRE RING




SERANO

LAKELAND
& RIVERLAND



SLATE



LAMONT



CLASSIC COLONIAL




BARRINGTON

UNLIKE POURED/STAMPED CONCRETE, SEGMENTAL CONCRETE IS DESIGNED TO WITHSTAND THE STRESSES OF FREEZE-THAW THAT WOULD OTHERWISE DAMAGE/DESTROY OTHER FORMS OF PAVING AND RETAINING WALLS.





VINTAGE 6



STEPPING STONES




MINNETONKA



LAMONT



WELCOME TO THE FRONT YARD







WELCOME TO OPEN SPACES





SEGMENTAL RETAINING WALLS CAN RECLAIM SERIOUS SLOPES TO
CREATE FOUNDATIONS FOR STRUCTURES, PATIOS AND PARKING.
FREESTANDING WALL BLOCKS CREATE SEATWALLS, PRIVACY
WALLS, OUTDOOR LIVING STRUCTURES, KITCHENS AND MORE.








WELCOME TO THE BACKYARD...



BARN PLANK



SLATE



LAMONT



SERANO



BARRINGTON



MEZZANO



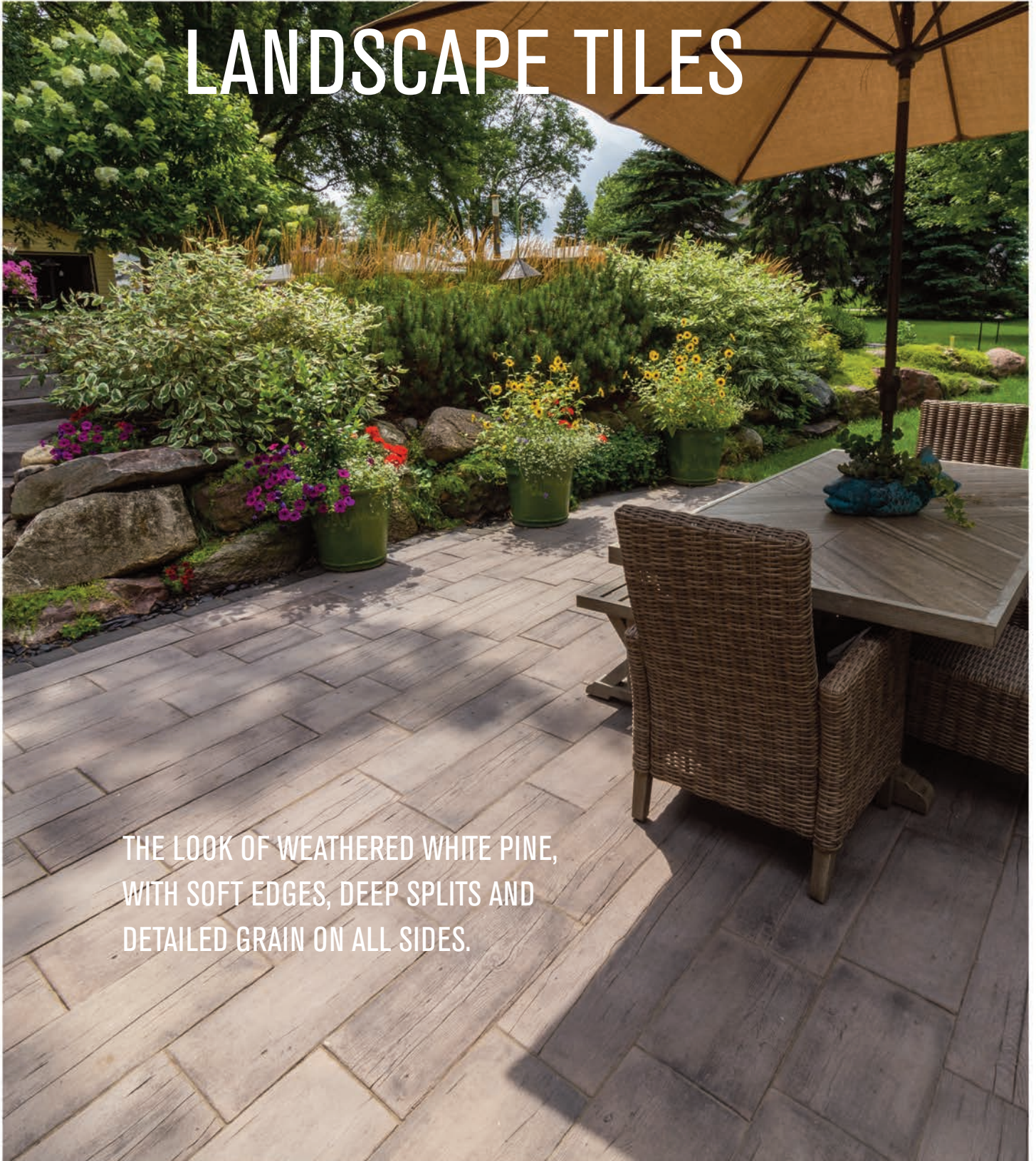
SLATE



TRAVERTINE

BARN PLANK

LANDSCAPE TILES



THE LOOK OF WEATHERED WHITE PINE,
WITH SOFT EDGES, DEEP SPLITS AND
DETAILED GRAIN ON ALL SIDES.

BARN PLANK LANDSCAPE TILES



Silver Creek
STONEWORKS



WEATHERED GRAY
GRAY/BLACK



MAHOGANY
BROWN/BLACK

See page 116 for patterns. Refer to actual product samples when making color selection.



Barn Plank Landscape Tiles are manufactured with a surface-applied protectant to help resist the harmful effects of time, Mother Nature, acid rain and stains. Unlike cut lumber, these will never warp, splinter or rot.

- Deep splits, detailed grain top & sides
- For paths, patios, pools and overlays
- Matching Step and Garden Wall block

Separate Pallets:

- 15.5" W x 9.75" D x 2" H
- 23.37" W x 9.75" D x 2" H
- 35" W x 9.75" D x 2" H



BARN PLANK



Silver Creek®
STONEWORKS

GARDEN WALL

THE LOOK OF RECLAIMED WOODEN BEAMS
IN STRONG, WET CAST CONCRETE.



Barn Plank Wall

- Detailed grain and color on five sides
- 40" W x 8" D x 6" H



BARN PLANK GARDEN WALL




Barn Plank Step
- 48" W x 18" D x 5.75" H
- Mahogany or Weathered Gray

Barn Plank Fire Pit Kit
- Four-piece heavy gauge steel insert protects block
- Optional, removable swivel cooking grate



TRAVERTINE LANDSCAPE TILES


A photograph of a modern outdoor patio. The floor is paved with large, light-colored travertine landscape tiles. A large, L-shaped sectional sofa with grey cushions and blue and white patterned throw pillows is positioned on the patio. In front of the sofa are two large, dark blue, textured ottomans. To the left of the sofa is a round, gold-colored metal side table with a perforated design. In the background, there is a stone bar with a dark countertop and a stainless steel sink. The patio is covered by a white pergola with wooden slats. The surrounding landscape includes green trees, a black metal fence, and a lawn with lounge chairs.

CAST IN MOLDS MADE FROM STONE QUARRIED IN TIVOLI, ITALY,
THE RENOWNED ORIGINAL IS FOUND ON FAMOUS LANDMARKS
SUCH AS THE ROMAN COLOSSEUM, ST. PETER'S BASILICA,
THE GETTY CENTER AND LINCOLN CENTER.


ANTIQUE TRAVERTINE LANDSCAPE TILES



Silver Creek
STONEWORKS



IVORY



NATURAL

See page 116 for patterns. Refer to actual product samples when making color selection.



The smooth, honed surface of our **Antique Travertine Landscape Tiles** is so authentic, only you'd know they are man-made. A truly timeless look for paths, patios and pool decks.

Separate Pallets:

- 12" W x 24" D x 2" H
- 18" W x 24" D x 2" H
- 24" W x 24" D x 2" H
- 12" W x 24" D x 2" H (bullnose)



Silver Creek
STONEWORKS

SLATE LANDSCAPE TILES

SLATE'S RICH TEXTURE COMES FROM ACTUAL
STONE QUARRIED IN THE NORTHEASTERN
U.S., WHERE STONE CRAFTSMANSHIP DATES
BACK TO COLONIAL AMERICA.

SLATE LANDSCAPE TILES



See page 116 for patterns. Refer to actual product samples when making color selection.



Slate Landscape Tiles have the look of hand-split slate stone, their chiseled edges are ideal for treads, tops and caps. For use on paths, patios and pool decks.

- Lays quickly, patterned or random
- Unique 24" x 36" XL slab

Separate Pallets:

- 12" W x 12" D x 1.5" H
- 12" W x 24" D x 1.5" H
- 24" W x 24" D x 1.5" H
- 24" W x 36" D x 1.5" H (XL)
- 14" W x 14" D x 1.5" H (bullnose unit)



PAVERS AND SLABS

PORCELAIN



XTERIORS™
ALL-WEATHER SOLUTIONS FOR EXTERIOR STYLE
by **Naltille**

PAVERS


NEW

PORCELAIN PAVERS


AMBASSADOR (QUARTZITE LOOK)




ASSEMBLE (AGGLOMERATE LOOK)



COMMISSARY (WOOD LOOK)




DELEGATE (SLATE LOOK)



DIGNITARY (LIMESTONE LOOK)



DIPLOMACY (BLUESTONE LOOK)



Xteriors Porcelain Pavers offer on-trend outdoor design in durable and long-lasting wood-look or stone-look porcelain. The 2cm thickness ensures that your outdoor spaces from the patio & pool to the driveway & garage will turn heads no matter your climate. Consider Xteriors for your pool, patio, and outdoor kitchen for an experience that rivals the comforts and high design of the indoors. Xteriors is an ideal material for use on rooftops, step treads, driveways and elevated decks.

- Slip-resistant, waterproof, stain-proof, scratch/dent-resistant, fire-resistant
- Outdoor/indoor friendly
- Easy to clean
- Tiles are 20mm or .787" tall
- Matching trim, tread, coping, drain, riser and corner units available

BROADMOUR

PAVERS



See page 116 for patterns. Refer to actual product samples when making color selection.

BROADMOUR PAVERS HAVE ENDLESS DESIGN
POSSIBILITIES. THEIR CONTEMPORARY AESTHETIC
MAKES THEM EXTREMELY POPULAR.

Broadmour Pavers have smooth tops, chamfered edges and a small auto-spacers. Designed for patios, paths, pool decks and drives (24 x 24 not suitable for vehicular).

Separate Pallets:

- 6" W x 12" D x 2.375" H
- 12" W x 12" D x 2.375" H
- 12" W x 24" D x 2.375" H
- 24" W x 24" D x 2.375" H



BROADMOUR PLANK PAVER



Eco-Friendly
PERMEABLE

BROADMOUR PLANK'S SHAPE MAKES
IT A HIGH-FLOW-RATE, ECO-FRIENDLY
PERMEABLE PAVER.

Broadmour Plank Paver has a smooth top, chamfered edge with a small auto-spacer. Its linear design makes it a high-flow-rate eco/permeable paver. Not recommended for all vehicular applications.

- For entryways, patios and paths
- 18" W x 3" D x 4" H



BROADMOUR PLANK PAVER



See page 116 for patterns. Refer to actual product samples when making color selection.



BARRINGTON PAVER



BARRINGTON PAVERS ARE KOLORLAST PROTECTED
TO RESIST FADING, STAINING AND THE HARSH
EFFECTS OF TIME AND MOTHER NATURE.


BARRINGTON PAVER



ANTIQUE BROWN
BROWN/CHARCOAL/DESERT BUFF



BEECHWOOD
BROWN/CHARCOAL/BUFF



BLUESTONE
GRAY/BROWN/CHARCOAL



CASCADE
GRAY/BLACK



SANTA FE
GRAY/SANDSTONE/BROWN

See page 116 for patterns. Refer to actual product samples when making color selection.



Barrington is a three-piece, textured top, chamfered/irregular edge paver with a small auto-spacer. The solid color **6 x 12 Accent Paver** can be used by alone or to create interesting, inlays, insets and borders. Use on patios, pathways and pool decks.

One pallet system:

- KolorLast protected
- 8" W x 16" D x 2.375" H
- 16" W x 16" D x 2.375" H
- 24" W x 16" D x 2.375" H

6 x 12 Accent Paver:


- Separate pallets
- Solid colors, KolorLast protected
- Smooth or textured top
- 6" W x 12" D x 2.375" H



BROWN
ACCENT PAVER



ONYX
ACCENT PAVER



BUFF
ACCENT PAVER

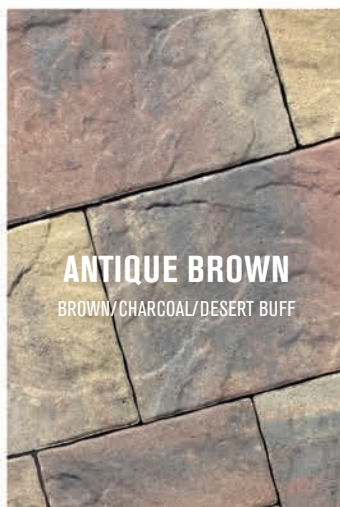
MINNETONKA

PAVER




MINNETONKA IS JUST LIKE BARRINGTON ONLY
WITH A TEXTURED SURFACE. BOTH ARE EFFICIENT
TO INSTALL LARGE FORMAT PAVER SYSTEMS.

MINNETONKA PAVER



See page 116 for patterns. Refer to actual product samples when making color selection.



Just like the Barrington Paver, **Minnetonka** is a three-piece, textured top, chamfered/irregular edge paver with a small auto-spacer. The solid color **6 x 12 Accent Paver** can be used alone or to create interesting inlays, insets and borders. Use on patios, pathways and pool decks.

One pallet system:

- KolorLast protected
- 8" W x 16" D x 2.375" H
- 16" W x 16" D x 2.375" H
- 24" W x 16" D x 2.375" H

6 x 12 Accent Paver:

- Separate pallets
- Solid colors, KolorLast protected
- Smooth or textured top
- 6" W x 12" D x 2.375" H


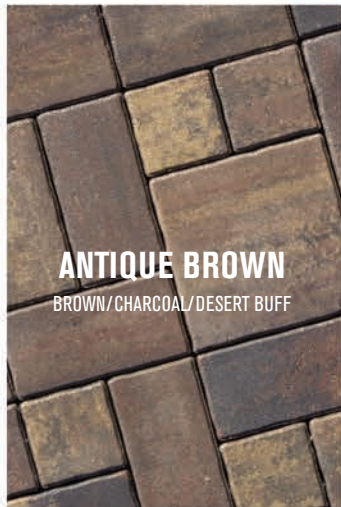


SERANO


PAVER



SERANO PAVER



See page 116 for patterns. Refer to actual product samples when making color selection.




The **Serano Paver** is a smaller version of our large format systems. Its smooth top, chamfered/irregular edge and auto spacer are designed for use on patios, pathways, pool decks and vehicular applications.

One pallet system:

- KolorLast protected
- 6" W x 6" D x 2.375" H
- 6" W x 12" D x 2.375" H
- 12" W x 12" D x 2.375" H

6 x 12 Accent Paver can be used alone or to create interesting inlays, insets and borders.

- Separate pallets
- Solid colors, KolorLast protected
- Smooth or textured top
- 6" W x 12" D x 2.375" H






MEZZANO

PAVER



MEZZANO PAVER



See page 116 for patterns. Refer to actual product samples when making color selection.

Mezzano Paver is just like the Serano but has a slate embossed surface. Its textured top, chamfered/irregular edge and auto spacer are designed for use on patios, pathways, pool decks and vehicular applications.

One pallet system:

- KolorLast protected
- 6" W x 6" D x 2.375" H
- 6" W x 12" D x 2.375" H
- 12" W x 12" D x 2.375" H



6 x 12 Accent Paver can be used alone or to create interesting inlays, insets and borders.

- Separate pallets
- Solid colors, KolorLast protected
- Smooth or textured top
- 6" W x 12" D x 2.375" H



NEW

RENO & TAHOE

PAVERS




TAHOE (TEXTURED TOP)



BEECHWOOD
BROWN/CHARCOAL/BLUFF



CASCADE
GRAY/BLACK

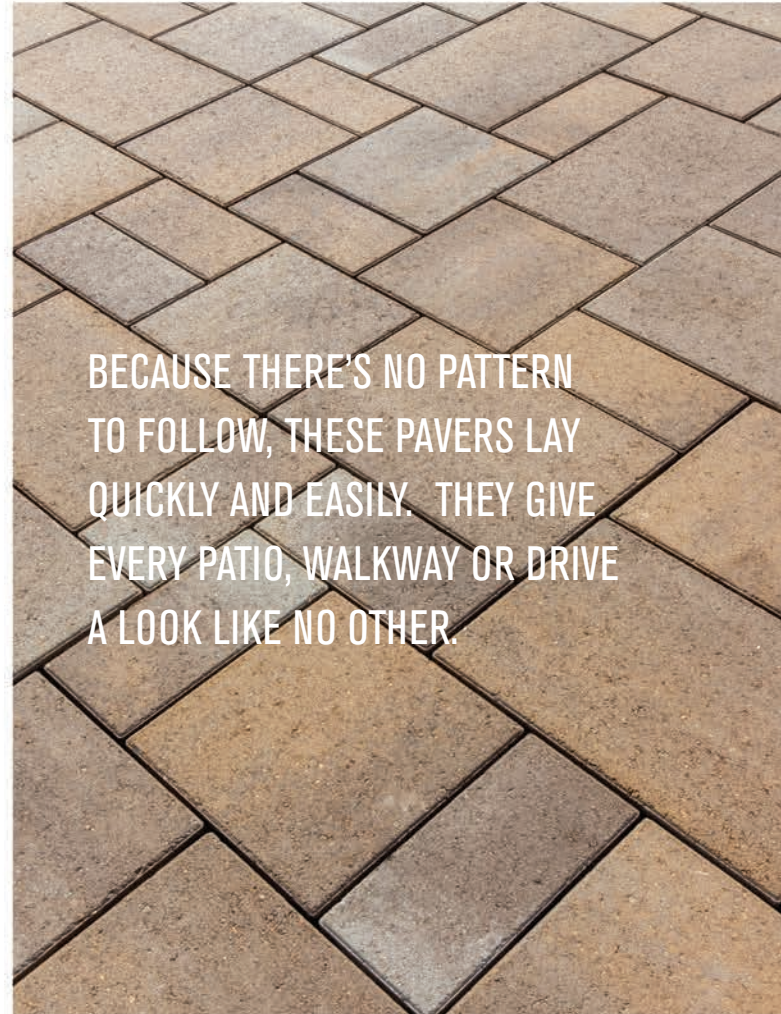


SANTA FE
GRAY/SANDSTONE/BROWN





RENO & TAHOE PAVERS



BECAUSE THERE'S NO PATTERN TO FOLLOW, THESE PAVERS LAY QUICKLY AND EASILY. THEY GIVE EVERY PATIO, WALKWAY OR DRIVE A LOOK LIKE NO OTHER.


Reno and **Tahoe** pavers are popular for their low price point and great aesthetics. Both have a chamfered/straight edge with a small auto spacer and are ideal for all applications including vehicular.

One pallet systems:

- 4.875" W x 9.875" D x 2.375" H
- 9.875" W x 9.875" D x 2.375" H
- 14.75" W x 9.875" D x 2.375" H



BEECHWOOD
BROWN/CHARCOAL/BUFF



CASCADE
GRAY/BLACK



SANTA FE
GRAY/SANDSTONE/BROWN

RENO (SMOOTH TOP)



Refer to actual product samples when making color selection.




AMERICAN BRICK PAVER



AMERICAN BRICK



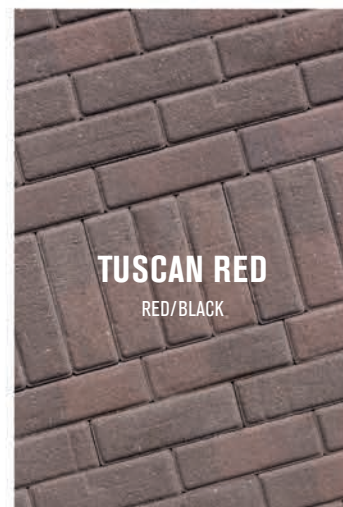
BUFF



BROWN



ONYX



TUSCAN RED
RED/BLACK



KolorLast
Hardscape Protectant

American Brick Pavers have subtle textured surfaces, radius edges and corners. Ideal for accents, banding, borders and edging.

- One size, multiple faces
- No auto spacer, tight joint creates a strong interlock
- KolorLast protected
- 2.5" W x 8" D x 2.375" H

Refer to actual product samples when making color selection.



AMERICAN BRICK PAVERS ARE
DESIGNED SPECIFICALLY FOR
BORDERS AND ACCENTING.





COBBLE STONE


PAVER



Eco-Friendly
PERMEABLE

COBBLE STONE'S WIDE JOINT
MAKES IT A HIGH FLOW RATE,
ECO-FRIENDLY PERMEABLE PAVER.

COBBLE STONE PAVER



See page 116 for patterns. Refer to actual product samples when making color selection.

With its textured tops and irregular edges, **Cobble Stone Pavers** recreate the look of a centuries-old European boulevard. Its open joint makes Cobble Stone a high-flow rate, eco/permeable paver, popular for vehicular applications.

One pallet system:

- 7.125" W x 5.875" D x 3.125" H
- 8.875" W x 5.875" D x 3.125" H
- 10.375" W x 5.875" D x 3.125" H
- 11.875" W x 5.875" D x 3.125" H





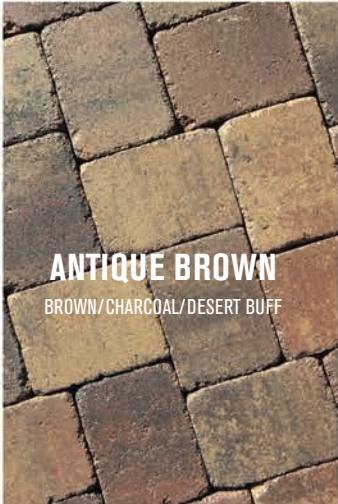


LAMONT PAVERS



LAMONT PAVERS ARE TUMBLED TO CREATE
THE LOOK OF RECLAIMED OR CENTURIES-OLD,
HANDCRAFTED STONES.

LAMONT PAVERS



See page 116 for patterns. Refer to actual product samples when making color selection.

When your architecture calls for the look of a centuries-worn paver patio, pathway or drive, **Lamont** is the paver choice of property owners and designers because of its great looks and endless design opportunities.

- Tumbled, aged appearance
- No spacers; strong joint
- For patios, paths and drives
- Matching circle kit

Separate pallets:

- 4" W x 8" D x 2.375" H*
- 6" W x 8" D x 2.375" H*
- 10" W x 8" D x 2.375" H
- 12" W x 8" D x 2.375" H




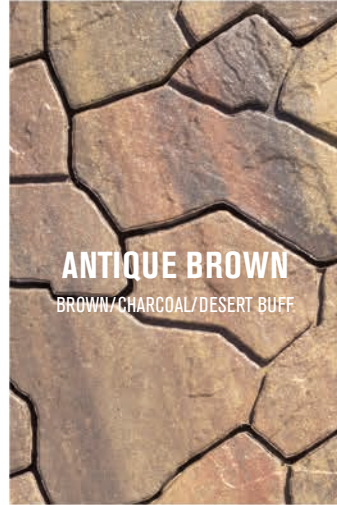


FLAGSTONE

PAVER

WITH ITS BLENDED COLORS, WIDE JOINT AND EMBOSSED SURFACE, OUR FLAGSTONE PAVER CREATES THE LOOK OF AN EXPENSIVE MULTI-PIECE SYSTEM – BUT IT'S ONLY ONE SHAPE.


FLAGSTONE PAVER



Flagstone has a small spacer with wide false joints, its one-shape/six textured faces and chamfered edge gives patios, paths and drives a one-of-a-kind look.

- Wide false joint
- 2.375" H (1.58 sq. ft. ea.)

Refer to actual product samples when making color selection.





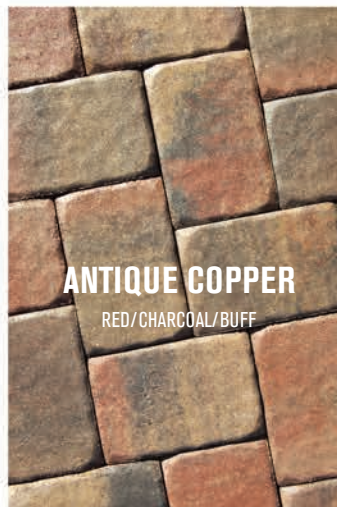


COLONIAL

PAVERS



COLONIAL PAVERS



See page 116 for patterns. Refer to actual product samples when making color selection.

Colonial Pavers have a smooth/dimpled top, irregular edge and a small auto-spacer. This popular paver looks like smooth cobbles and is perfect for patios, paths, pool decks and drives.

All sizes are available in three, blended colors. 3/4 Square and Rectangle are available in solid colors for accenting.

Four sizes on separate pallets:

- 6.3" W x 3.15" D x 2.375" H (Half Square)
- 6.3" W x 4.65" D x 2.375" H (3/4 Square)*
- 6.3" W x 6.3" D x 2.375" H (Square)
- 6.3" W x 9.45" D x 2.375" H (Rectangle)*
- Matching circle kit





HOLLAND

PAVERS

WITH LIMITLESS DESIGN OPTIONS, HOLLAND PAVERS CREATE THE DESIRABLE LOOK OF CLAY PAVERS WITHOUT THE HIGH COST.



HOLLAND-ECO IS A HIGH-FLOW-RATE ECO/PERMEABLE PAVER.

HOLLAND PAVERS




Interlock's **6cm Hollands** are larger than typical holland pavers. They have a smooth top, beveled edge and small auto-spacer. Popular for patios, paths, pool decks, drives, and borders and insets.

- 8.5" W x 4.25" D x 2.375" H
- Seven color choices



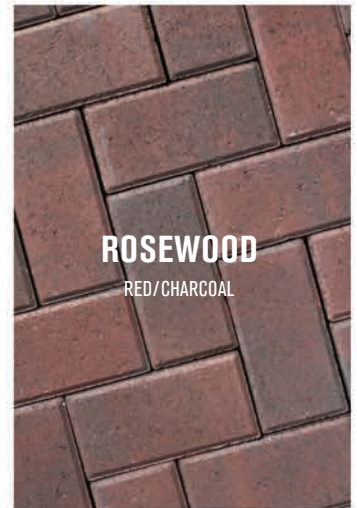
ANTIQUE COPPER
RED/CHARCOAL/BUFF



BEECHWOOD
BROWN/CHARCOAL/BUFF



MOONLIGHT GRAY
CHARCOAL/NATURAL



ROSEWOOD
RED/CHARCOAL

See page 116 for patterns. Refer to actual product samples when making color selection.



BROWN



BUFF



ONYX



CARMEL
BROWN/BUFF



BEECHWOOD
BROWN/CHARCOAL/BUFF

Holland-Eco has a wide auto-spacer making it a high-flow-rate eco/permeable paver; ideal for commercial/vehicular applications.

Palletized for machine install: (with or w/o small squares)

- 4.875" W x 4.875" D x 3.125" H (not shown)
- 9.75" W x 4.875" D x 3.125" H
- In Beechwood or Carmel colors



VINTAGE 6

WALL

VINTAGE'S APPEAL COMES FROM ITS AGED APPEARANCE, EASE OF INSTALLATION AND FLEXIBILITY.

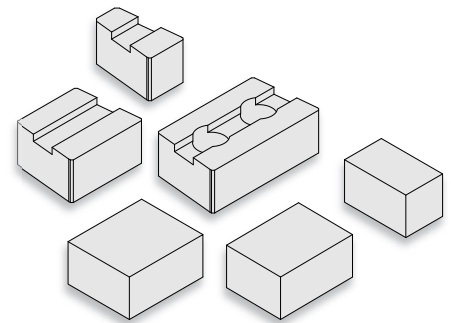




- Tumbled, aged appearance
- Creates vertical, freestanding or retaining walls
- Builds straight or 8' radius without cutting
- Cap with 4" Universal, 3" Tumbled or Chiseled cap

Three-piece, one pallet system:

- 6" W x 10" D x 6" H
- 12" W x 10" D x 6" H
- 18" W x 10" D x 6" H
- 12" W x 9" D x 6" H (pillar/corner block)
- 6" W x 10" D x 6" H (small end block)
- 12" W x 10" D x 6" H (large end block)





Refer to actual product samples when making color selection.



CONTEMPORARY WALL




Colors shown with Onyx band.



Contemporary Wall is a three-piece, one-pallet system to build vertical, freestanding garden/retaining walls, planters, seatwalls and outdoor living features.

- 12" W x 9" D x 4" H
- 18" W x 9" D x 4" H
- 24" W x 9" D x 4" H
- Corner/pillar pallet makes a 21" sq. x 36" H pillar



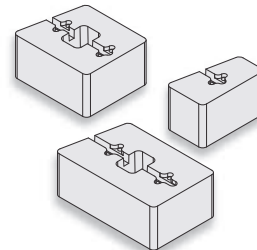
STONEGATE WALL



Stonegate is a tumbled, three-piece, one pallet system that creates strong retaining walls and freestanding seat/garden walls with its drystack/pin connection method. Two shouldered connection pins required per unit.

- 6" W x 10" D x 6" H
- 12" W x 10" D x 6" H
- 16" W x 10" D x 6" H
- Vertical or adjustable setback
- Cap with Lakeland or Chiseled Cap

TUMBLED



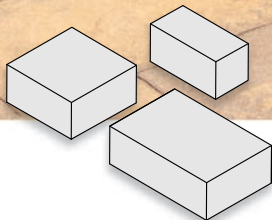
LAKELAND

TUMBLED

Lakeland and **Riverland** are tumbled wall systems used to build vertical, freestanding, seat/retaining walls and outdoor living features.

- Tumbled/aged appearance in five color choices
- Cap with 3" or Chiseled Cap

& RIVERLAND WALLS



Lakeland:

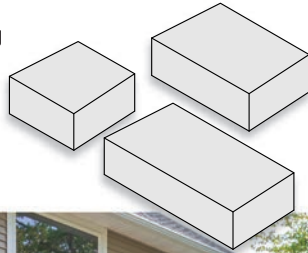
- Builds straight walls and 90° corners
- Onyx (large only) available non-tumbled
- Small and medium sold in sets
- 4" W x 8" D x 4" H (S)
- 8" W x 8" D x 4" H (M)
- 12" W x 8" D x 4" H (L)



LAKELAND & RIVERLAND RETAINING WALLS

Riverland:

- Three piece set
- Angled units build an 8' radius - no cutting
- 8" W x 8" D x 4" H
- 12" W x 8" D x 4" H
- 16" W x 8" D x 4" H



Refer to actual product samples when making color selection.

ROCKWOOD®
RETAINING WALLS
A better way.™



CLASSIC[®] 6

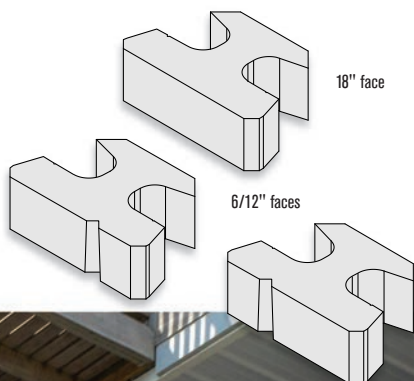
COLONIAL WALL

- Strong and versatile, efficient to build Classic system
- Multi-unit appearance, rustic face
- 18" and 6/12" faces on separate pallets
- 1.0" setback, adjustable to near vertical
- Cap with 4" Universal or Chiseled Cap
- 18" W x 12" D x 6" H

4" Universal Cap Block:

- Split-face front/back, trapezoid design
- Seven colors choices (see page 79)
- 18" W x 10.5" D x 4" H

CLASSIC 6 COLONIAL RETAINING WALL





Refer to actual product samples when making color selection.

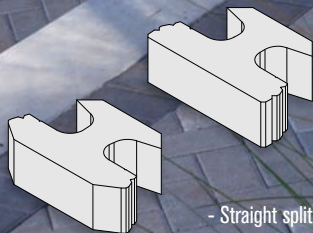


CLASSIC®

6 & 8 WALLS



www.rochesterpc.com/install



- Straight split or beveled face options
- Strong and versatile, efficient to build systems
- Matching base, corner and half blocks
- 1.0" setback, adjustable to near vertical
- Cap with 4" Universal or Chiseled Cap

CLASSIC 6 & 8 RETAINING WALLS



BROWN



BLUESTONE
GRAY/BROWN/CHARCOAL

Classic 6 Block:
- 18" W x 12" D x 6" H

Straight or Beveled Face Colors: Bluestone,
Sandstone/Brown, Santa Fe

Straight Face Colors: Charcoal, Gray, Sandstone



CHARCOAL



GRAY

Classic 8 Block:
- 18" W x 12" D x 8" H

Straight or Beveled Face Colors: Gray, Sandstone

Straight Face Colors: Brown, Sandstone/Brown,
Gray; (base block only)

Refer to actual product samples when making color selection.




SANTA FE
GRAY/SANDSTONE/BROWN



SANDSTONE/BROWN



SANDSTONE



4" Universal Cap Block:
- Split-face front/back, trapezoid design
- Seven color choices
- 18" W x 10.5" D x 4" H

RECON

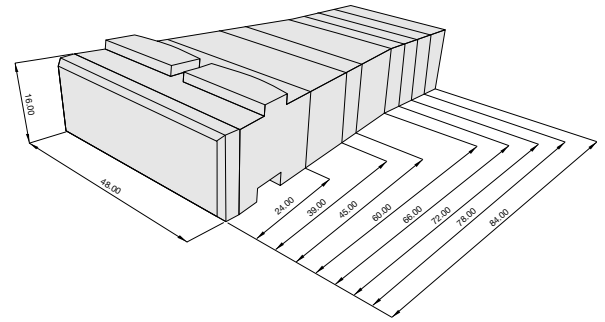


WALL

RECON IS IDEAL FOR PROJECTS WITH
TIGHT PROPERTY LINES OR LIMITED
ACCESS CONSTRAINTS.



RECON RETAINING WALL



- Strong and solid, wet cast blocks for maximum performance
- Heavy (1,457 to 4,088 lb. units)
- 48" W x 16" H, x (24" to 84" D)
- Matching Corner, Cap and Half blocks (24" or 39" deep)
- Matching Full Fence or Full High End/Cap blocks
- Two styles available, stain applied after construction



ROSETTA

WALLS



OUTCROPPING WALL

Irregular Steps:

- Six irregular shapes look like quarried stone
- (42" to 60") W x (17" x 28") D x 5.5" or 7" H



Strong, two-sided, wet cast **Kodah Walls** create unique garden and freestanding vertical walls. This four-size, one-pallet system is available in three color choices.

- (12, 21, 30 and 42") W x 10.5" D x 6" H
- 21" W x 10.5" D x 6" H (corner/end block)

KODAH WALL

ROSETTA RETAINING WALLS

There's nothing quite like Rosetta's **Outcropping Wall**. Its incredible strength, unique shapes, rugged detail and colors give it unequalled curb appeal. Blocks have detailed front and sides, smooth tops and built-in 15° setback.


- 14 unique shapes, on multiple pallets
- (6", 12", 18" and 24" H) x 24" to 72" W
- 30" x 48" x 12" H (corner block)



COPPER CANYON



FOND DU LAC



PACIFIC GRAY

Belvedere Wall is Rosetta's most versatile, wet cast, retaining wall system. With the look of weathered stone, these two-sided units can be used to create pillars, freestanding fence/seatwalls and outdoor living features.

Belvedere Fire Ring Kit:

- Six unique shapes on one pallet
- Includes solid steel insert and cap blocks
- 58" outside dia. x 14.5" H (38" dia. interior)

Belvedere Blocks:

- Six unique shapes on one pallet
- (8", 12" and 18") W x 9" D x (3 and 6") H
- 15" W x 9" D x (3" and 6" H) (corner/end)
- 27" W x 27" D x 2.5" H (pillar cap)
- 24" W x 24" D x 36" H (pillar kit)
- 18" W x 10.25" D x 2.25" H (cap blocks)




BELVEDERE WALL

3" Universal Cap:


- Two-sided, split-faces with in Beechwood, Bluestone, Gray, and Santa Fe colors
- 12" W x 12" D x 3" H

SAPPHIRE



Sapphire is an efficient-to-build, rear-lip block with a straight split face and smooth top. Its partial cores mean less weight.

- Curved bottom aids fast install
- Rear lip, 1" setback
- 17.25" W x 12" D x 6" H
- Cap with 3" or 4" Universal or Chiseled Cap



COTTAGE STONE WALL



Mini-Cap:

- Two-sided, split-faced with beveled edge
- In Brown, Charcoal Gray, Sandstone and Sandstone/Brown colors
- 8" W x 9" D x 3" H



BROWN



CHARCOAL



GRAY



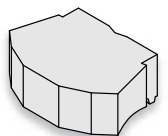
SANDSTONE



SANDSTONE/BROWN


Cottage Stone is small and light weight (25 lbs.). Its beveled face creates pleasing garden and low retaining walls, tree rings and planters.

- Curved bottom aids fast install
- Cap with mini-cap
- Rear lip, 0.5" setback
- 12" W x 8.5" D x 4" H



VERSA-LOK

STANDARD WALL



STANDARD WALL CAN BE USED
TO BUILD RETAINING WALLS,
FREESTANDING WALLS,
COLUMNS, PRIVACY FENCES
AND OUTDOOR FEATURES.

VERSA-LOK STANDARD WALL

NEW

- Build straight or curved retaining walls
- Unique pin system builds a 7" setback or vertical walls
- 16" W x 12" D x 6" H
- Cap with matching 3" Universal caps
- Split block for corner and freestanding wall construction
- Limited delivery area



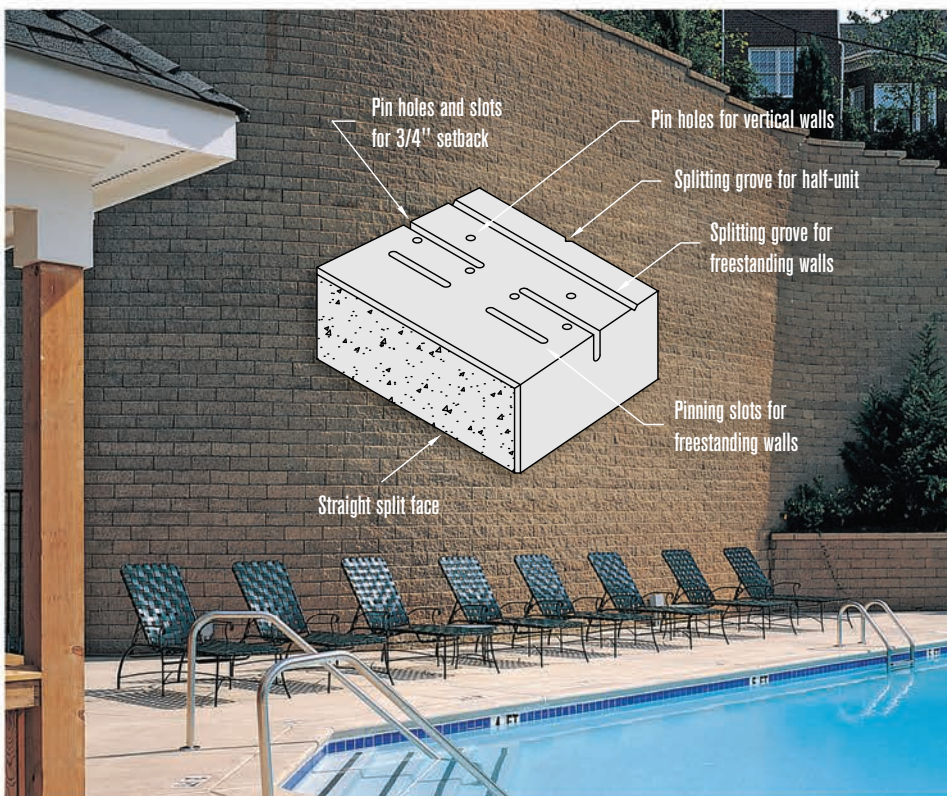
BUFF



CARMEL



MOONLIGHT GRAY





GRAND STEP



GRAND STEP



Split-face one side...

...smooth on the other.



NATURAL

Grand Steps have beveled front edges with a split-face on one side, smooth face on the other.

- Two looks same unit, smooth top and sides
- 48" W x 18" D x 5.75" H (450 lbs.)



BEECHWOOD



BUFF



CHARCOAL



WET CAST



Silver Creek
STONEWORKS

STEPS



SILVER CREEK STEPS ARE STRONG,
WET CAST REPRODUCTIONS OF
HANDCRAFTED ORIGINALS.

Barn Plank Steps look just like reclaimed pine
beams with detailed splits and grain on top and sides.

- 48" W x 18" D x 5.75" H (450 lbs.)

MAHOGANY



WEATHERED GRAY

WET CAST STEPS



BLUESTONE



BUFF

Chiseled Steps are heavy, wet cast units with the look of handcrafted limestone of in two looks.

- Chiseled one side (smooth top) or, chiseled three sides (rough top)
- 48" W x 18" D x 5.75" H (450 lbs.)



INDIANA LIMESTONE

Chiseled face, smooth top and sides.

Chiseled three sides, rough top.





Silver Creek
STONWORKS

CHISELED

CAPS AND TOPS

PILLAR, FIRE RING AND SEATWALL
CAPS ARE WET CAST REPRODUCTIONS
OF HANDCRAFTED ORIGINALS.



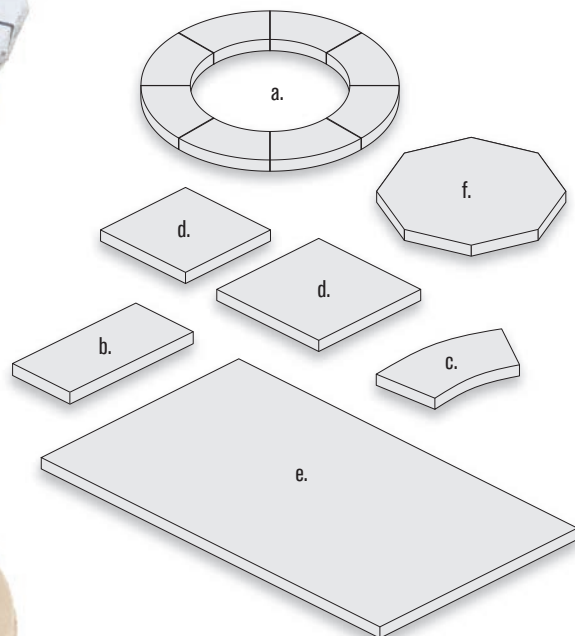
INDIANA LIMESTONE



BUFF



BLUESTONE



Caps and Tops have the look of handcrafted limestone with hewn tops and chiseled sides. Use for pillars, seat/retaining walls, fire rings and custom outdoor features.

a) Fire Ring Cap:

- Chiseled outside edge
- 8 pieces/set
- 10" D x 2.25" H

b) Straight Wall Caps:

- Chiseled two or three sides
- 24" W x 12" D x 2.25" H

c) Radius Wall Caps:

- Chiseled two or three sides
- 18.75" W x 12" D x 2.25" H

d) Pillar Caps:

- Chiseled four sides
- 25" W x 25" D x 2.25" H
- 30" W x 30" D x 2.25" H

e) Bar Tops:

- Choose from chiseled front and back, or chiseled three sides
- 36" W x 48" D x 2.25" H
- Indiana Limestone only

f) Octagon Top:

- Chiseled edge
- 36" W x 6" D x 2.25" H
- Indiana Limestone only

Refer to actual product samples when making color selection.

ACCESSORIES

Bullnose Paver:

- For treads, coping, seatwalls and accents
- Full radius front, smooth top/sides
- 6" W x 12" D x 2.375" H
- Also available in Natural



BULLNOSE PAVER



Turfstone-Eco Paver is a high-flow-rate permeable paver with open cores for vegetation or permeable fill.

- 23.63" W x 15.75" D x 3.125" H, (64.5 lbs.)
- Limited availability, can be special ordered




Eco-Friendly
PERMEABLE

Refer to actual product samples when making color selection.

TURFSTONE-ECO PAVER




BULLNOSE



Slate Bullnose:

- Full radius front, detailed top
- Available in Bluestone, Cream and Fond du Lac
- Matching Landscape Tiles
- 14" W x 14" D x 1.5" H



Travertine Bullnose:

- Full radius front, detailed top
- Available in Ivory or Natural color
- Matching Landscape Tiles
- 12" W x 24" D x 2" H





Silver Creek
STONEWORKS

STEPPING STONES




STEPPING STONES



BLUESTONE



INDIANA LIMESTONE



BUFF



- Strong, wet cast reproductions of handcrafted originals
- Split-face slate top, chiseled edge
- Four unique shapes, 1.75" H (3.75 sq. ft. ea. avg.)
- Sold in sets




EDGING




BULLET EDGER

When layed end to end, our annual production of Interlock's bullet edger would stretch over 90 miles in length.

- Larger than typical edgers
- 12.25" W x 4" D x 4" H
- Also available in Natural





ROCKWOOD
RETAINING WALLS
A better way.



CLASSIC EDGER

Rockwood's patented T-lock design helps Classic Edger prevent frost heave.

- Smaller top profile, wider base
- 10" W x 2.75" D x 4" H



TUMBLLED GRANITE EDGER


- Smooth sides, split-face top, tumbled
- 12" W x 4" D x 4" H
- Also available in Onyx



NECESSARIES™

OUTDOOR LIVING KITS

WWW.OUTDOORLIVINGKITS.COM



Necessaries Standard Features:

- Easy-to-read, step-by-step instructions
- Rockwood's multipiece Lakeland & Riverland block
- Reinforcements and concrete cut to fit
- VOC-compliant adhesive and gloves



NECESSARIES IS A COLLECTION OF AFFORDABLE, READY-TO-ASSEMBLE KITS FOR OUTDOOR FIREPLACES, ISLAND BARS AND GRILLS, TABLES, WATERFALLS, FIRE RINGS, SEATWALLS AND PILLARS.



Necessaries feature Rockwood Retaining Walls' multi-piece, tumbled Lakeland and Riverland wall systems. Mantels and tops are wet cast concrete from limestone originals with smooth, honed surfaces and chiseled edges.



Affordable Luxury

Necessaries kits are both beautiful and functional, turning backyards into attractive and enjoyable outdoor living spaces. Also, Necessaries come ready-to-assemble with everything needed to build, making them easier to install and more affordable than typical masonry structures.

Easy to Build

Each Necessaries Outdoor Living Kit comes complete with everything you need, including precut block sized to fit, reinforcements, adhesive, and easy-to-read, step-by-step instructions. Most kits can be built by two people in an afternoon, or less.

Expand Anytime

You can build your project all at once or add new features over time. Because of Necessaries' modularity, expanding your outdoor living space is easy to do whenever you are ready. Kits are not suitable for commercial installations or applications.

FIREPLACE KITS

GRAND FIREPLACE KITS

The **Grand Fireplace Kit** is the perfect centerpiece for your outdoor living room. Its appeal comes from its large profile, universal design and aged appearance. Includes FMI Products Tuscan 36" stainless steel, wood-burning insert, log rack and spark curtain.

- 4' stainless stovepipe chimney
- Spark suppressor cap

Optional:

- Grand Woodbox Kit, L or R
- Grand Hearth Kit



Silver Creek
STONEWORKS

Necessaries mantels, caps and tops are cast from Indiana limestone originals and have smooth, honed surfaces with hand-chiseled edges.

Fireplaces can be built with or without woodbox or hearth kits and all Necessaries kits can be customized. Kits are not suitable for commercial installations.



OUTDOOR LIVING KITS



COMPACT FIREPLACE KITS



COLONIAL FIREPLACE KITS

VICTORIAN FIREPLACE KITS



The **Compact** and **Colonial** Fireplace Kits are ideal for smaller backyards and patios. Each kit comes complete with 2.25" thick firebrick, ensuring durability and enhancing the overall appearance. Taller and wider, the **Victorian** Fireplace Kit becomes the focal point in any backyard. Popular for their affordability and smaller footprints, these fireplaces will generate warm accolades from family and guests for years to come.

- 2.25" firebrick for lasting protection

Optional:

- Hearth Kit
- Woodbox Kit, left or right side

Complete your backyard living room with seatwall and pillar kits.

Grand Fire Ring Kit:

- 48" D x 12" H (31" interior dia.)
- One-piece, heavy gauge, solid steel insert protects block

Optional:

- **Fire Ring Block Layer:** add layers to increase height
- **Fire Ring Cap:** chiseled edge, eight-piece, in three colors, 2.25" H
- **Swivel Cooking Grate:** removable, heavy steel construction, ADA compliant
- **E-Z Access Spark Screen:** keep ash and sparks inside and debris out, hinged for easy access
- **Cover:** heavy galvanized steel with or without cooking grate slot



Optional removable swivel cooking grate and steel cover.



Optional E-Z access, hinged spark screen.

Victorian Fire Pit Kit:

- Four-piece, heavy gauge steel insert protects block
- Optional Swivel Cooking Grate

Designed for slab, paver or gravel bases, the Grand Gas Fire Ring Kit has both style and convenience. Smokeless and ashless, it's an ideal alternative for properties with open burning restrictions.

Grand Gas Fire Ring Kit:

- Push-button electronic ignition, 65,000 max BTU/hr
- NG or LP fuel type, thermo-couple auto shut-off feature
- #304 stainless steel construction
- 50 lbs. lava rock

Optional:

- **Fire Ring Cap** (chiseled edge, eight-piece, in three colors, 2.25" H)
- **Grand Canyon Ceramic Log Set**
- **Fire Ring Block Layer** adds layers to increase height



Kits are not suitable for commercial installations.



GRAND FIRE RING KIT

with optional fire ring cap



VICTORIAN FIRE PIT KIT




GRAND GAS FIRE RING KIT

firegear
Outdoors

GAS

GRAND ISLAND BAR SERIES KITS



These modular kits make it easy to design and build large kitchen and entertainment areas.



Includes Summerset Pro Sizzler 32" NG or LP grill.
Single door with grill shown no longer available.

For outdoor living enthusiasts who love cooking and entertaining, the **Grand Island Bar/Grill Series** is a wonderful addition to your home's backyard.

a) Grand Island Bar/Grill w Storage Kit:

- Summerset Sizzler Pro 32" grill
- Stainless steel double doors

b) Grand Island Bar/Grill w Refrigerator Opening Kit:

- Summerset Sizzler Pro 32" grill
- Stainless steel double doors

c) Grand Island Bar 8' Kit

d) Grill Surround Kit:

- For standing grills, 60" opening

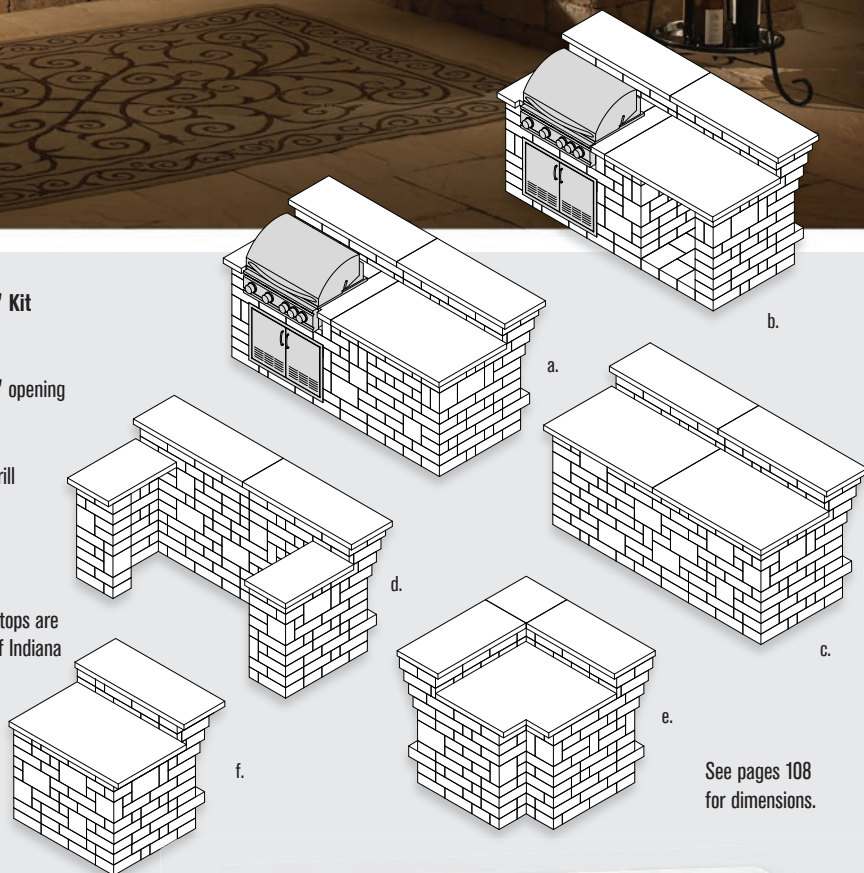
e) Corner Return Kit:

- Makes L-shaped bar/grill

f) Bar Section 4' Kit:

- Left or right facing

Grand Island Bar Series tops are 2.25" H reproductions of Indiana Limestone originals.



See pages 108
for dimensions.



SUMMERSET

www.summersetgrills.com

Summerset Pro Sizzler Grills:

- #443 stainless steel construction
- Push-to-turn knob ignition, 3" temp gauge
- 12,000 BTU #304 stainless steel burners
- 15,000 BTU infrared back burner
- Natural gas or propane fuel
- Double-lined hood assures optimal airflow
- 8mm cooking grates won't warp or rust
- Easy-clean briquette system for even heat
- 30" double stainless doors

- LED lights
- 14,000 BTU cast burners
- Heat zone separators
- Interior cooking lights
- Requires 120 volt electrical

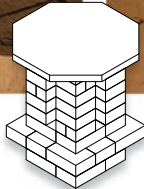
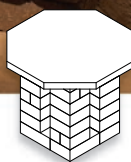
Optional Deluxe Rotisserie:

- #304 stainless steel
- Heavy-duty motor
- 25 lb. capacity





PUB/BISTRO TABLE KIT

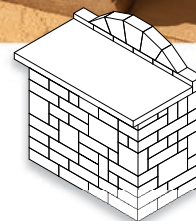
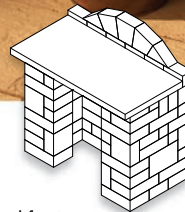


Every outdoor dining and living room should include functional and attractive furniture. These stylish Pub and Bistro Tables are the perfect size for enjoying a cold drink and summertime snacks. The hand-chiseled 36" octagon top adds a distinctive look to any outdoor area.

Pub/Bistro Table Kit:
 - 42" height (Bistro 30" height)
 - 4" foot rail



COMPACT BAR KIT



Compact Bar Kit:
 - Builds open or closed front
 - 24" D x 48" W work surface
 - Decorative backsplash



DINING TABLE KIT



The **Necessaries Dining Table** is easy to maintain, will never blow away in a storm and will outlast all others. The **Necessaries** table fits easily into any outdoor dining room design.

- 36" W x 96" D (top)
 - 30" tall, dining chair height
 - Seats eight easily



SEATWALL KITS



Shown with optional chiseled top.



PILLAR KITS



COMPACT WATERFALL KIT

Waterfall kits are easy to build and essentially maintenance-free. These above-ground designs are ideal when in-ground ponds and waterfalls are not an option. Waterfall kits include all plumbing/connections. 120 volt electrical required. Catch basin stones not included.

Grand Waterfall Kit:

- 1,350 gph mag drive pump
- 48" half-round basin
- 23" stainless steel spillway
- Optional LED light kit

Compact Waterfall Kit:

- 850 gph mag drive pump
- 26" square basin
- 11" stainless steel spillway
- Optional LED light kit



Pillars can be added to Seatwalls or built as a freestanding landscape feature, such as a property marker or light base.

a) 20" Pillar Kit:

- 2.25" H chiseled cap

b) 20" Pillar with Glass Kit:

- Pittsburgh Corning Premiere 8" glass block (lights not included or available)
- 2.25" H chiseled cap

c) 24" Pillar Kit:

- 2.25" H chiseled cap

d) Lakeland Seatwall Kit:

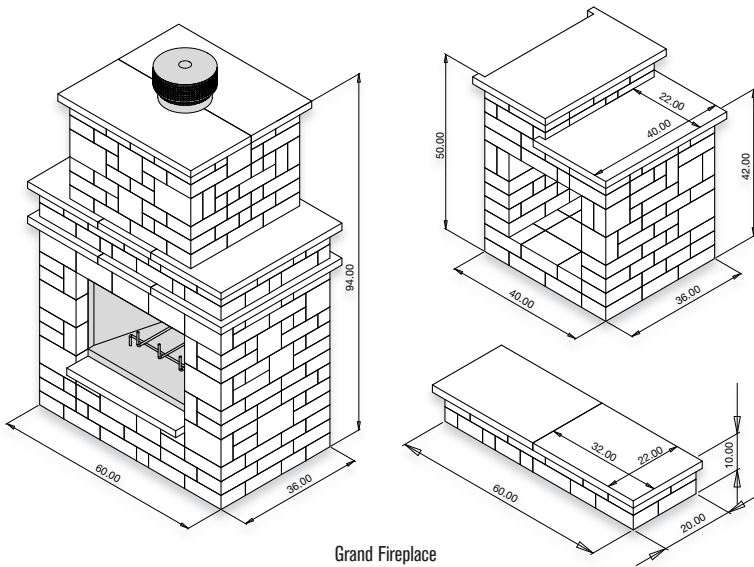
- Creates a 6' straight wall
- Optional chiseled cap

e) Riverland Seatwall Kit:

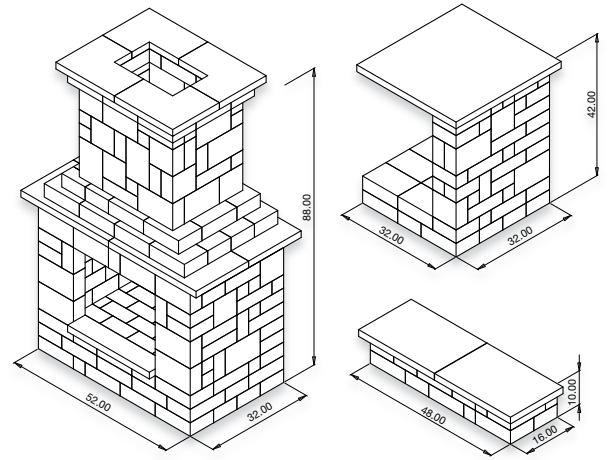
- Creates an 8' radius wall
- Optional chiseled cap



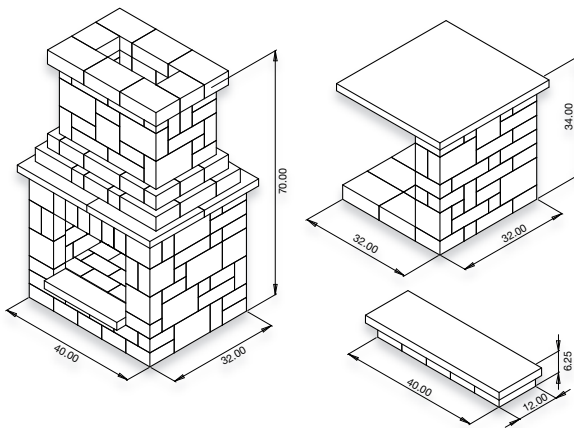
GRAND WATERFALL KIT



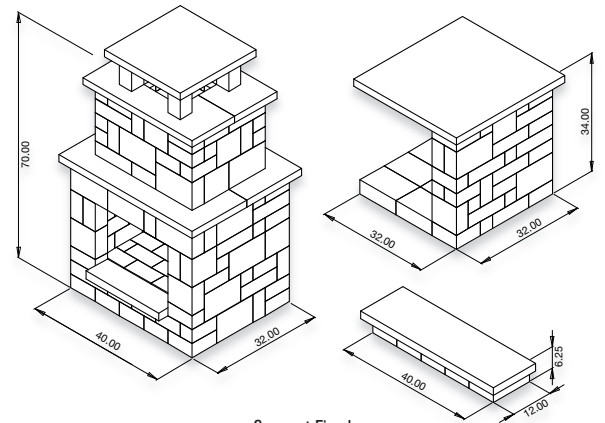
Grand Fireplace



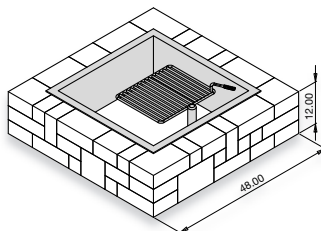
Victorian Fireplace



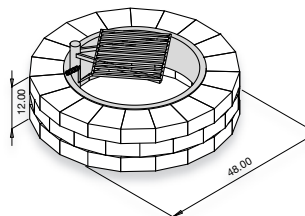
Colonial Fireplace



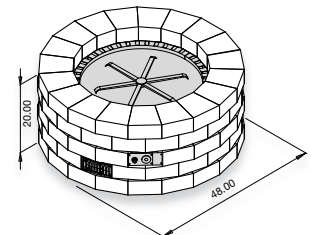
Compact Fireplace



Victorian Fire Pit
Optional cooking grate



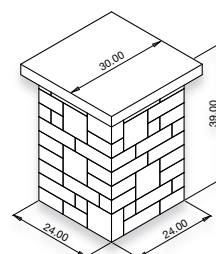
Grand Fire Ring
Optional cooking grate



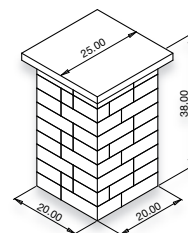
Grand Gas Fire Ring



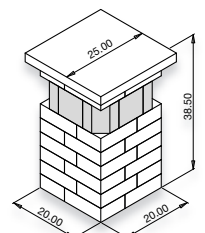
All dimensions shown in inches. Kits are not suitable for commercial installations.



24" Pillar w/Glass

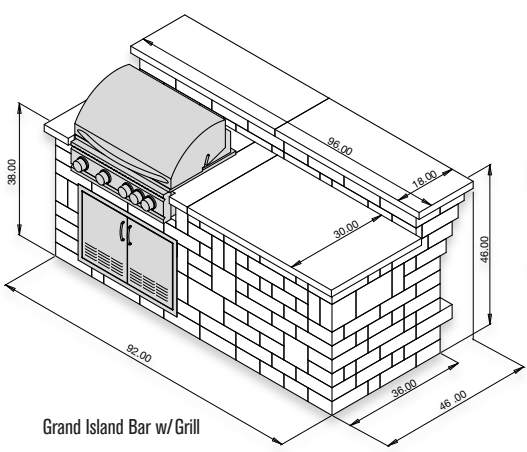


20" Pillar

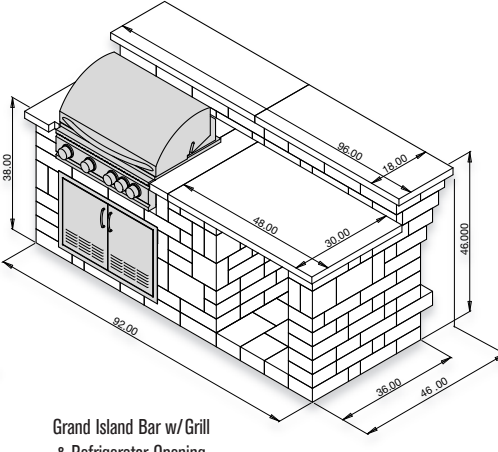


20" Pillar w/Glass

OUTDOOR LIVING KITS

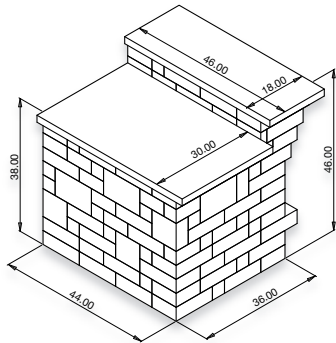
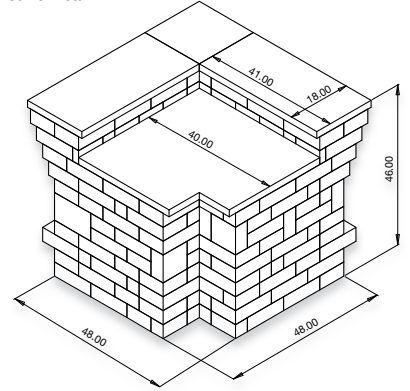


Grand Island Bar w/ Grill

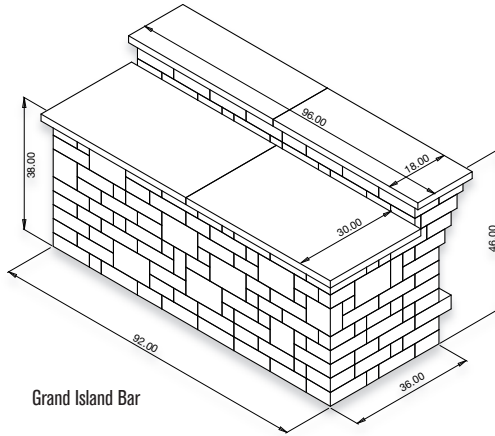


Grand Island Bar w/ Grill
& Refrigerator Opening

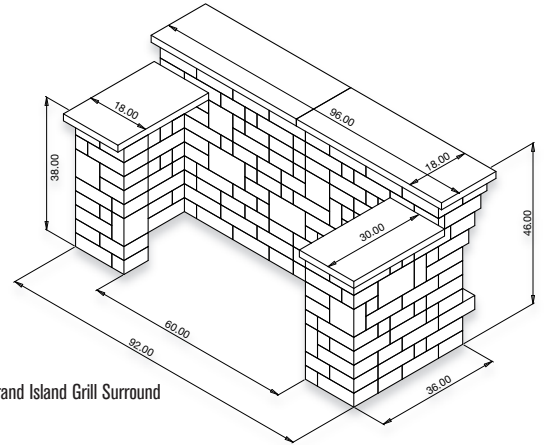
Corner Return



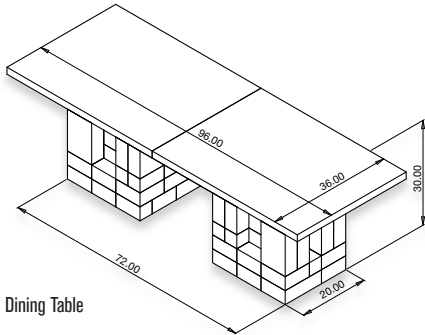
4' Bar Extension



Grand Island Bar

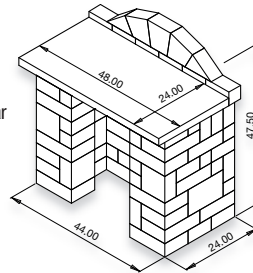


Grand Island Grill Surround


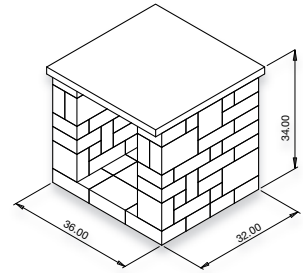


Dining Table

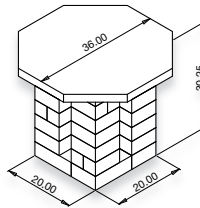
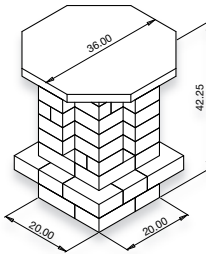
Compact Bar



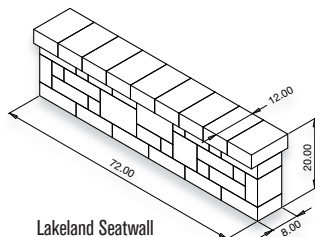
Woodbox/Stand



Riverland Seatwall

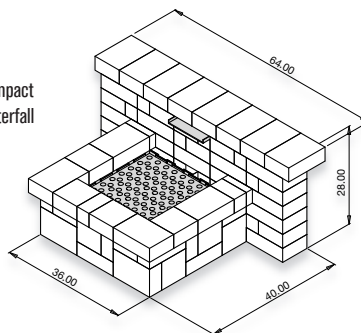


Pub/Bistro Table

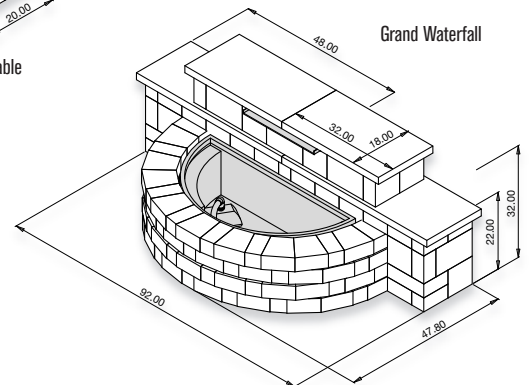


Lakeland Seatwall

Compact Waterfall



Grand Waterfall





All dimensions shown in inches. Kits are not suitable for commercial installations.

KITCHEN CABINET COLLECTION



KITCHEN CABINETS ARE FOR BACKYARD BAKING, GRILLING, DINING AND ENTERTAINING. ELEGANT, FUNCTIONAL AND AFFORDABLE, THESE HIGH QUALITY KITS & COMPONENTS ARE READY TO ASSEMBLE IN ANY CONFIGURATION YOU CAN IMAGINE.

Kitchen cabinet kits with solid granite tops


Nearly as durable as diamond, granite owes its density and hardness to its origins – solidified under extreme pressure deep within the earth. Granite is as durable as it is beautiful; it's not affected by extremes in temperature and under normal conditions, resists etching by knives, household acids and kitchenware. Choose from two granite top colors.

Besides its beauty, granite is:

- Sanitary; when sealed, granite does not harbor bacteria
- Highly resistant to burning or charring from hot pans, appliances, utensils etc.
- 100% natural and non-toxic and is easy to clean

Earthy cabinet colors

Necessories kits feature Rockwood Retaining Walls' multi-piece, tumbled Lakeland wall block. Its linear design and aged appearance fit well in landscapes of any style or decor. Choose from three cabinet colors.



OUTDOOR LIVING KITS

SIZZLER PRO GRILL CABINETS

32" Sizzler Pro Grill Cabinet*:

- 48" W x 28" D x 37" H
- 4 main burners, 795 sq. in. cooking surface
- 56,000 max BTU's

40" Sizzler Pro Grill Cabinet*:

- 56" W x 28" D x 37" H
- 5 main burners, 985 sq. in. cooking surface
- 70,000 max BTU's

Summerset Sizzler Pro Grills:

- #443 stainless steel construction
- Push-to-turn knob ignition
- 3" temp gauge
- 14,000 BTU #304 stainless steel burners
- 15,000 BTU infrared back burner
- Natural gas or propane fuel
- Double-lined hood for optimal heating
- 8mm cooking grates won't warp or rust
- Easy-clean briquette system for even heat
- Exterior LED lights
- Heat zone separators
- Interior cooking lights

* 120 volt electrical required. Includes 30" double stainless doors, choice of granite/cabinet colors.

Deluxe Rotisserie: (optional)

- #304 stainless steel
- Heavy-duty motor, 25 lb. capacity

WOODBOK/STAND CABINET



Woodbox Stand Kit:

- 16 W x 16 D x 32" H opening. (4.75 cu. ft.)
- Choice of granite/cabinet colors
- Oven not available

 SUMMERSET

www.summersetgrills.com

The **Island Cabinet Kit** is the centerpiece of your outdoor kitchen. Large enough to seat six adults, with over 28 sq. ft. of surface for prep, dining and entertaining.

- Two easy-glide stainless steel drawers and magnetic-close door
- Choice of granite and cabinet color

Drop in Sink (optional):

- 15" L x 15" W x 6" D basin stainless sink
- Double handle valve stainless faucet
- Stopper/strainer

Prep Center Cabinet Kit:

With over 9 sq. ft. of surface, the Prep Center Cabinet will be appreciated for its generous workspace. Build it with the optional sink, and it will make your outdoor kitchen truly complete.

- Two easy-glide stainless steel drawers and magnetic close door
- Choice of granite/cabinet colors

Drop in Sink (optional):

- 15" L x 15" W x 6" D basin stainless sink
- Double handle valve stainless faucet
- Stopper/strainer



ISLAND TABLE



REFRIGERATOR CABINET

Refrigerator Cabinet Kit:

- 24" W x 24" D x 36" H opening
- Choice of granite and cabinet color
- Refrigerator not available

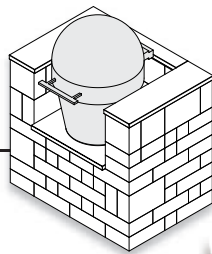
Kits are not suitable for commercial installations.



PREP CENTER CABINET

Smoker Cabinet Kit:


- 24" W x 24" D opening for your smoker (smoker not available)



Side Burner Cabinet Kit:

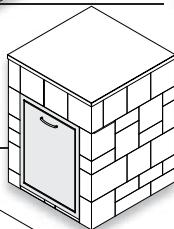
Combine the comfort of an indoor kitchen range with all the benefits of being outside. Specially designed for performance and function, Summerset's double side burner is the perfect addition to your outdoor kitchen.

- #304 stainless steel construction
- Push-to-turn knob ignition
- Two easy-glide stainless steel drawers
- 30,000 Btu/hr solid brass burners
- 19.5" x 10.5" cooking surface




Trash Drawer Cabinet Kit:

- #304 stainless steel construction
- Easy-glide pullout drawer, accommodates a 12-gallon trash can



Storage Cabinet Kit:

- Easy-glide stainless steel drawers
- Fully enclosed stainless steel outside



Corner Cabinet Kit: (not shown)

- For L-shaped designs or additional space



Standard Features:

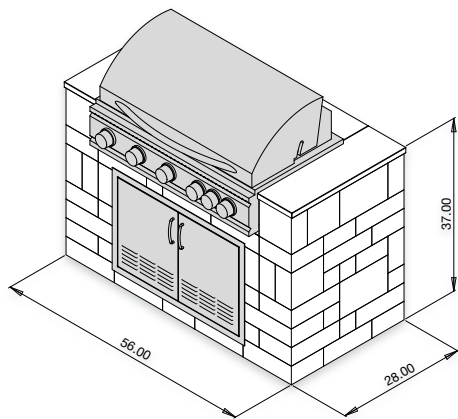
- Easy-to-read, step-by-step instructions
- Rockwood's multipiece Lakeland block in three color choices
- Solid granite tops in two color choices
- Reinforcements and concrete precut and sized to fit
- VOC-compliant adhesive and gloves



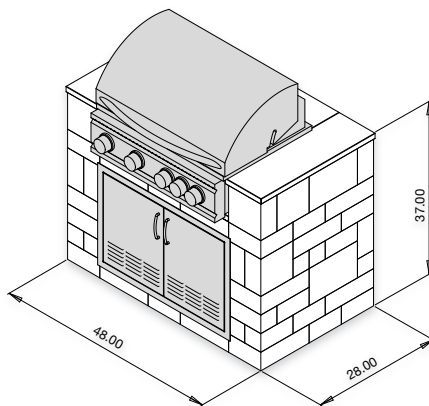
SMOKER CABINET



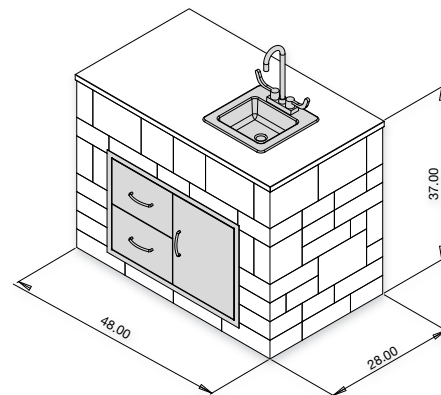
SIDE BURNER CABINET



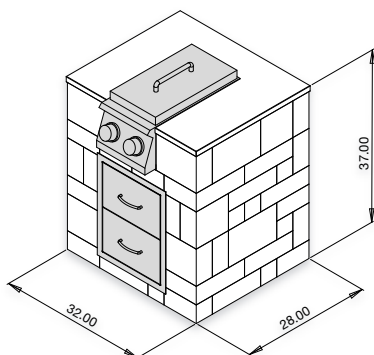
40" Sizzler Grill Cabinet



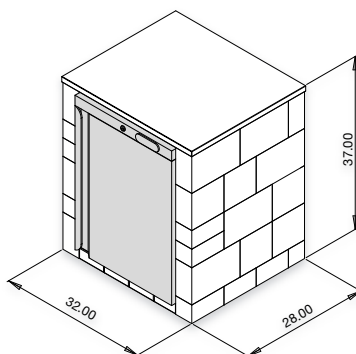
32" Sizzler Grill Cabinet



Prep Station Cabinet
Optional sink

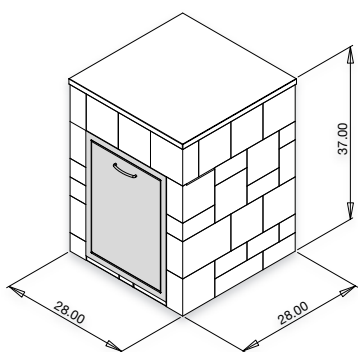
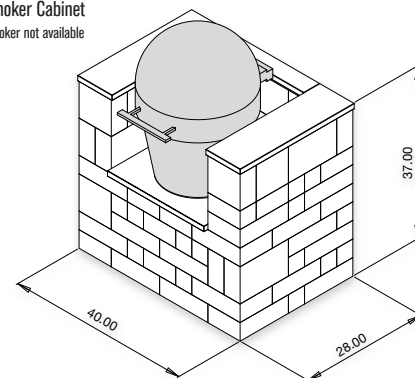


Side Burner Cabinet

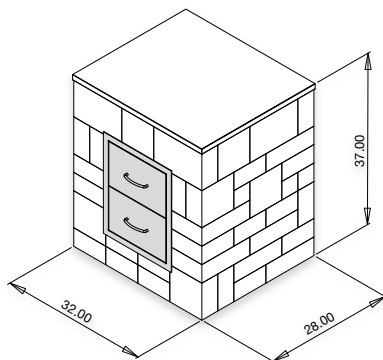


Refrigerator Cabinet

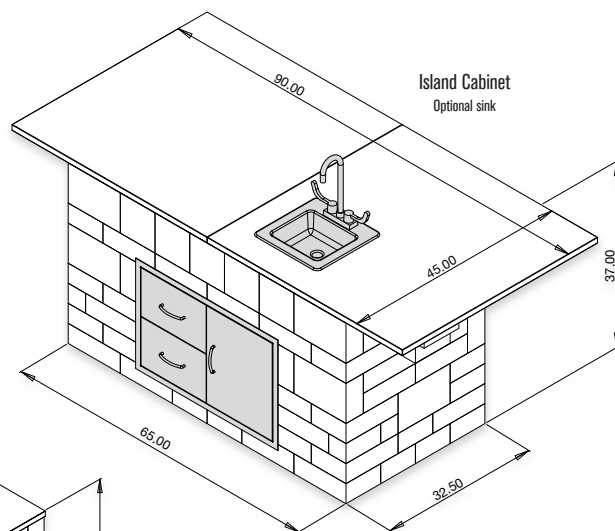
Smoker Cabinet
Smoker not available



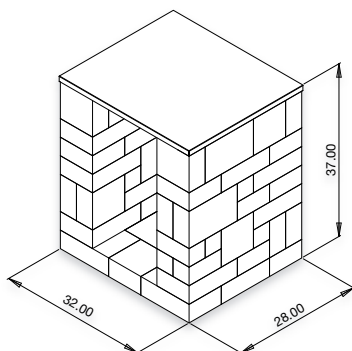
Trash Cabinet



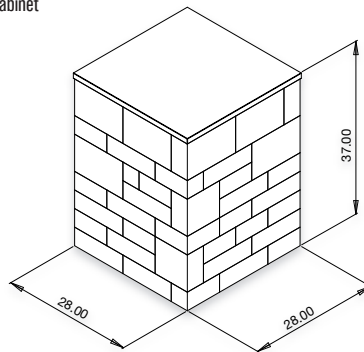
Two Drawer Cabinet



Island Cabinet
Optional sink



Woodbox/Stand Cabinet



Corner Cabinet



All dimensions shown in inches. Kits are not suitable for commercial use.

OUR PRODUCTS ARE DESIGNED TO WITHSTAND THE EVERYDAY USE AND ABUSE THAT YOU, TIME AND MOTHER NATURE CAN THROW AT THEM. OUR LIMITED LIFETIME WARRANTY ASSURES HOMEOWNERS THAT WHAT'S MEANT TO LAST, WILL LAST. AND IF IT DOESN'T, WE'LL STAND BEHIND IT.

IMPORTANT NOTICE: Read this entire RCP Limited Lifetime Warranty and Limitation of Liability ("Limited Warranty"). It is important that the warranted products be properly installed and maintained in order for them to function successfully throughout the duration of this Limited Warranty. Depending on the product's application, installation guides can be found at www.rockstercp.com. It is also important for your installer to carefully review the technical information, including specifications, for the chosen use of your RCP products as it may be the responsibility of the installer or design engineer to provide independent soil testing, quality assurance inspection, testing, and design services necessary to insure a safe and functional application.

This Limited Warranty applies only to RCP products that are purchased and used as part of Rockwood Retaining Wall Systems installed in owner-occupied single-family homes within the United States, subject to the stated conditions and limitations. This Limited Warranty does not extend to any current or future products distributed, but not manufactured, by RCP. This Limited Warranty applies only to RCP's products and not to the system into which they may be placed. Nor does this Limited Warranty cover to RCP products used in governmental, commercial, or multi-residential applications.

LIMITED LIFETIME WARRANTY FOR RCP PRODUCTS INSTALLED IN OWNER OCCUPIED SINGLE-FAMILY HOMES AS A PART OF A ROCKWOOD WALL OR HARDSCAPE SYSTEM.

RCP warrants that its products will be free from defects for as long as you own your home. If RCP is given prompt notice of a defect, it shall, at its sole option: (1) repair or replace the defective product(s), or (2) refund the original purchase price of the defective product(s). This Limited Lifetime Warranty is provided only to the owner(s) of the home at the time of purchase and may not be assigned or transferred. In the event the owner(s) sells the home, this warranty automatically converts to a two-year limited warranty affording the same scope of protection and governed by the same conditions, disclaimers and limitations of this Limited Lifetime Warranty. If RCP elects to repair the defect, it shall be responsible for the labor to accomplish the repair. If RCP elects to replace the defective product(s), its obligation is to deliver suitable replacement product to owner's property.

LIMITATION OF LIABILITY

This Limited Warranty sets forth the maximum liability for our products. IN NO EVENT (INCLUDING WHERE THIS LIMITED WARRANTY IS DEEMED NOT TO APPLY TO THE SALE OR PRODUCT IN QUESTION) SHALL RCP, GLS INDUSTRIES, INC., OR ROCKWOOD RETAINING WALLS, INC. BE LIABLE FOR ANY INCIDENTAL, CONSEQUENTIAL OR SPECIAL DAMAGES RESULTING FROM THE SALE, INSTALLATION OR USE OF ANY RCP PRODUCTS. Some states do not allow the exclusion or limitation of incidental or consequential damages for consumers, so the above limitation or exclusion may not apply to you.

LIMITATION OF WARRANTY

RCP MAKES NO OTHER WARRANTIES, EXPRESS OR IMPLIED, INCLUDING ANY IMPLIED WARRANTIES FOR MERCHANTABILITY, FITNESS FOR A PARTICULAR PURPOSE OR OTHERWISE.

DISCLAIMER - WHAT THIS LIMITED WARRANTY DOES NOT COVER

RCP is not responsible for or makes no warranty as to:

1. Product failure, loss or damage due to:
 - Normal wear and tear;
 - Damage due to improper handling and repeated or extended contact with chemicals, such as deicers;
 - Products improperly installed or maintained;
 - Acts of God;
 - Structural settlement, movement or vibration;
 - Products that have not been paid for in full.
2. Minor imperfections
 - Minor imperfections that do not affect the product's structural integrity;
 - Variations in product texture or color;
 - Efflorescence;
 - Minor imperfections in shape, appearance, or dimensions covered by ASTM C1372.

CONDITIONS OF WARRANTY - WHAT YOU MUST DO TO RECOVER UNDER THIS LIMITED WARRANTY

PROMPT NOTICE OF DEFECT:

Within the warranty period, you must promptly, and in no case more than one (1) year after any defect or other basis of a claim covered by this Limited Warranty is discovered or should have been discovered, notify RCP of the defect. Any claims otherwise covered by this Limited Warranty, but for which RCP did not receive notice of the defect within one (1) year from the time the problem first became known shall be barred.



LIMITED WARRANTY CLAIM PROCEDURE

Claims under this Limited Warranty may be made in writing to RCP at 7200 N. Broadway, Rochester, MN, 55906. Claims should include the following information:

1. Claimant's name, address, and phone number and the installation address (if different);
2. A description of the product, purchase price, date and location of purchase, and copies of invoices, if available;
3. A description of the defect(s) (photos are required); and
4. A brief summary of attempts made to address the concerns.

NO STATEMENT OF USEFUL LIFE

This Limited Warranty is not a statement of the useful life of any RCP products.

dms.us.51883281.01



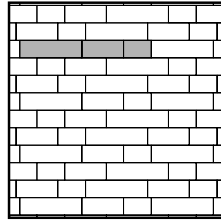
Rochester Concrete Products is third generation family owned business with mortarless concrete manufacturing experience dating back to 1914.

© 2021 Rochester Concrete Products. All Rights Reserved. All trademarks and registered trademarks are the property of their respective owners. Rockwood Retaining Walls products are made worldwide under license from Rockwood Retaining Walls, Inc. US and international patents issued and pending.

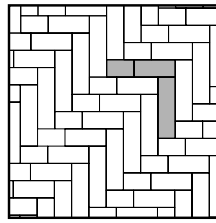
Printed in the USA.

PAVER PATTERNS

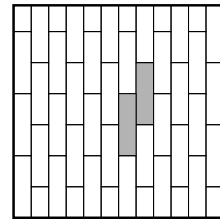
BARN PLANK LANDSCAPE TILES (not suitable for vehicular)



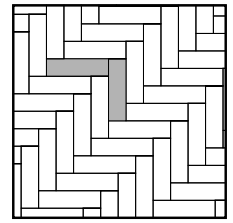
Pattern 1: $15.5 \times 9.75'' = 20.9\%$
 $23.37 \times 9.75'' = 31.6\%$
 $35 \times 9.75'' = 47.4\%$



Pattern 2: $15.5 \times 9.75'' = 20.9\%$
 $23.37 \times 9.75'' = 31.6\%$
 $35 \times 9.75'' = 47.4\%$

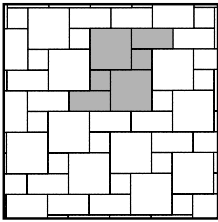


Pattern 3: $35 \times 9.75'' = 100\%$

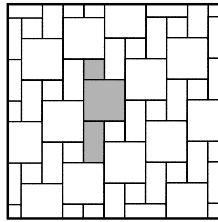


Pattern 4: $35 \times 9.75'' = 100\%$

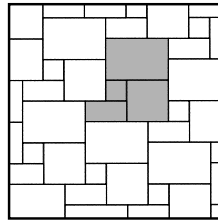
SLATE LANDSCAPE TILES (not suitable for vehicular)



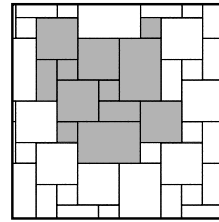
Pattern 1: $12 \times 12'' = 14\%$
 $24 \times 12'' = 29\%$
 $24 \times 24'' = 57\%$



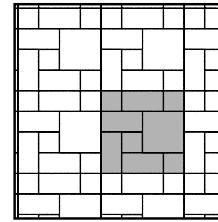
Pattern 2: $12 \times 12'' = 14\%$
 $24 \times 12'' = 29\%$
 $24 \times 24'' = 57\%$



Pattern 3: $12 \times 12'' = 7.69\%$
 $24 \times 12'' = 15.39\%$
 $24 \times 24'' = 30.77\%$
 $24 \times 36'' = 46.15\%$



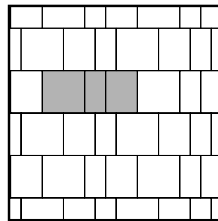

Pattern 4: $12 \times 12'' = 11.1\%$
 $24 \times 12'' = 11.1\%$
 $24 \times 24'' = 44.4\%$
 $24 \times 36'' = 33.3\%$



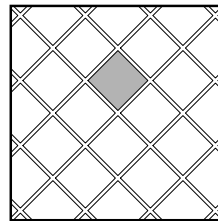
Pattern 5: $12 \times 12'' = 25\%$
 $24 \times 12'' = 50\%$
 $24 \times 24'' = 25\%$



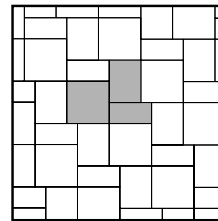
TRAVERTINE LANDSCAPE TILES (not suitable for vehicular)



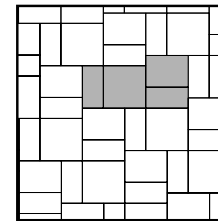
Pattern 1: $12 \times 24'' = 22.26\%$
 $18 \times 24'' = 33.33\%$
 $24 \times 24'' = 44.4\%$



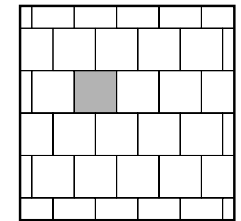
Pattern 2: $24 \times 24''$



Pattern 3: $12 \times 24'' = 22.26\%$
 $18 \times 24'' = 33.33\%$
 $24 \times 24'' = 44.4\%$

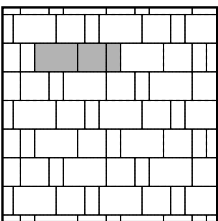


Pattern 4: $24 \times 24'' = 36.2\%$
 $18 \times 24'' = 27.3\%$
 $24 \times 24'' = 36.5\%$

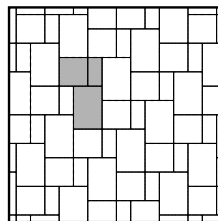


Pattern 5: $24 \times 24''$ Running Bond

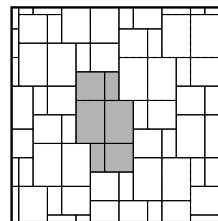
MINNETONKA, BARRINGTON AND ACCENT PAVERS (not suitable for vehicular)



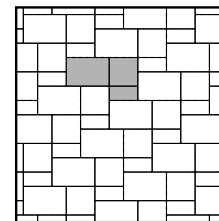
Pattern 1: $8 \times 16'' = 16.6\%$
 $16 \times 16'' = 33.33\%$
 $16 \times 24'' = 50.7\%$




Pattern 2: $8 \times 16'' = 16.6\%$
 $16 \times 16'' = 33.33\%$
 $16 \times 24'' = 50.7\%$



Pattern 3: $8 \times 16'' = 16.6\%$
 $16 \times 16'' = 33.33\%$
 $16 \times 24'' = 50.7\%$



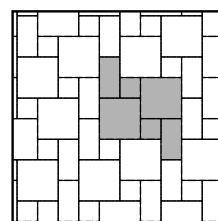
Pattern 4: $8 \times 16'' = 16.6\%$
 $16 \times 16'' = 33.33\%$
 $16 \times 24'' = 50.7\%$



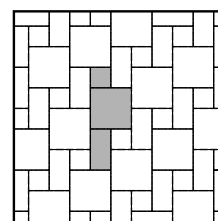
Herringbone: $6 \times 12''$ Accent
(suitable for vehicular)



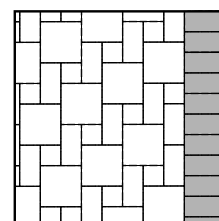
MEZZANO, SERANO AND ACCENT PAVERS (suitable for vehicular)



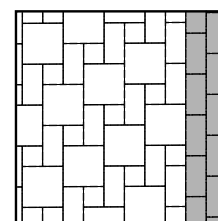
Pattern 1: $5.7 \times 5.7'' = 14\%$
 $5.7 \times 11.5'' = 29\%$
 $11.5 \times 11.5'' = 57\%$




Pattern 2: $5.7 \times 5.7'' = 14\%$
 $5.7 \times 11.5'' = 29\%$
 $11.5 \times 11.5'' = 57\%$



Pattern 2 with $6 \times 12''$ sailor border

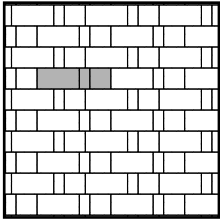


Pattern 2 with $6 \times 12''$ double sailor border

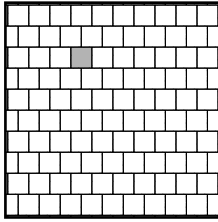


$6 \times 12''$ Accent (running bond)


BROADMOUR PAVERS (24 x 24 not suitable for vehicular)



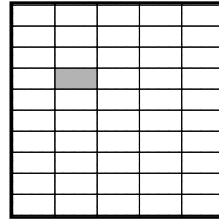
Pattern 1: 6 x 12" = 14.3%
12 x 12" = 28.57%
24 x 12" = 57.14%



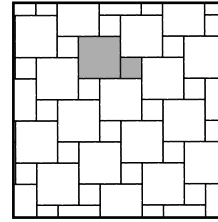
Pattern 2 (square only)




Pattern 3 (rectangle only)



Pattern 4 (rectangle only)




Pattern 5: 12 x 12" = 25%
24 x 12" = 50%



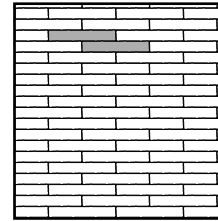
Pattern 6 (rectangle only)



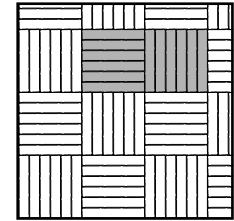
BROADMOUR PLANK PAVERS (not recommended for vehicular)



Herringbone




Running Bond

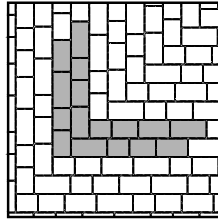


Parquet

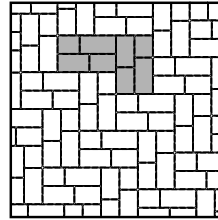
COBBLE STONE PAVERS (suitable for vehicular)



Pattern 1



Pattern 2

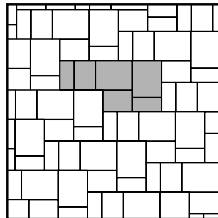


Pattern 3

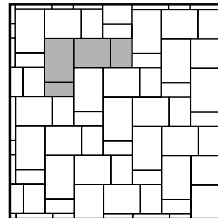


MIXING PAVER STYLES, SHAPES AND COLORS CAN CREATE ENDLESS DESIGN OPPORTUNITIES. ADD CONTRASTING BORDERS AND INSETS TO MATCH YOUR HOME'S ARCHITECTURE AND PERSONALITY.

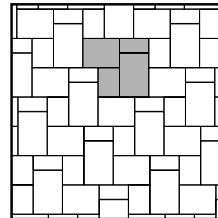
LAMONT PAVERS (suitable for vehicular)



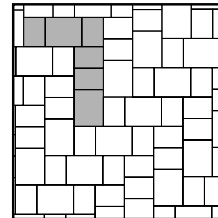
Pattern 1: 4 x 8" = 20%
6 x 8" = 30%
10 x 8" = 50%



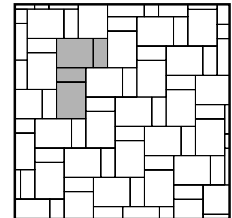
Pattern 2: 4 x 8" = 12%
6 x 8" = 19%
10 x 8" = 31%
12 x 8" = 38%



Pattern 3: 4 x 8" = 12%
6 x 8" = 19%
10 x 8" = 31%
12 x 8" = 38%

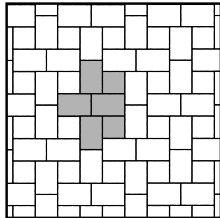


Pattern 4: 6 x 8" = 45%
10 x 8" = 55%

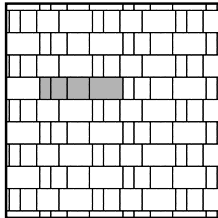


Pattern 5 4 x 8" = 29%
10 x 8" = 71%

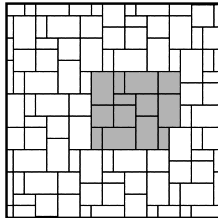
COLONIAL PAVERS (suitable for vehicular)



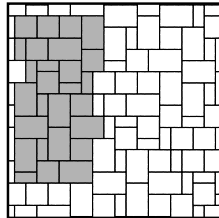
Pattern 1: 6.3 x 6.3" = 25%
6.3 x 9.4" = 75%



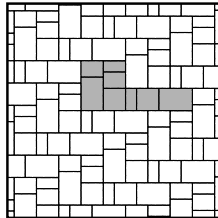
Pattern 2: 6.3 x 3.1" = 13.37%
6.3 x 4.6" = 19.75%
6.3 x 6.3" = 26.75%
6.3 x 9.4" = 40.13%



Pattern 3: 6.3 x 3.1" = 14.81%
6.3 x 6.3" = 29.63%
6.3 x 9.4" = 55.56%



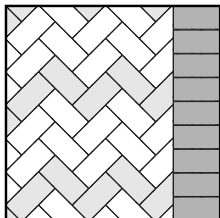
Pattern 4: 6.3 x 3.1" = 14.55%
6.3 x 6.3" = 36.36%
6.3 x 9.4" = 49.09%



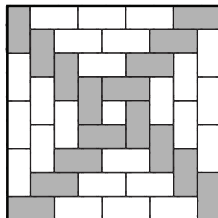
Pattern 5: 6.3 x 3.1" = 13.37%
6.3 x 4.6" = 19.75%
6.3 x 6.3" = 26.75%
6.3 x 9.4" = 40.13%



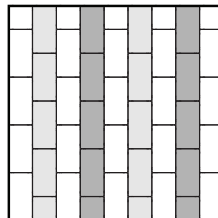
HOLLAND PAVERS (suitable for vehicular)




Pattern 1



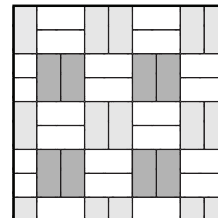
Pattern 2



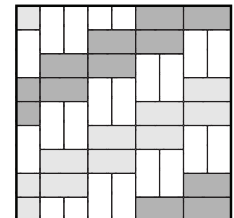
Pattern 3



Pattern 4



Pattern 5



Pattern 6

www.rochesterpcp.com



WELCOME TO THE BACKYARD

YOU'RE GOING TO LOVE IT OUT HERE!



Corporate Office: 7200 Broadway Ave. N., Rochester, MN 55906 • Phone (507) 288-8850

