



**PRODUCT SELECTION GUIDE**  
NATURAL STONE VENEER. A SMART CHOICE.



**NOTE:** ALL STONE SWATCHES IN THIS CATALOG ARE SHOWN WITH NO JOINT TO SHOW THE STONE COLOR ONLY. PLEASE CONSULT WITH YOUR ARCHITECT AND DESIGNER FOR BEST GROUT FOR EACH BLEND.



**ASHEVILLE | LEDGE**



**AUBURN LEDGE | LEDGE**



**BASSWOOD BUFF | LEDGE**



**BASSWOOD GREY | LEDGE**



**BEECHWOOD FULL COLOR | LEDGE**



**BEAVER CREEK LEDGE | LEDGE**



**BEAVER CREEK GREY LEDGE | LEDGE**



**BLACK FOREST | LEDGE**



**BRECKENRIDGE | LEDGE**



**BROOKFIELD BUFF | LEDGE**



**BROOKFIELD BUFF JUMPERS | LEDGE**



**BROOKFIELD FULL COLOR | LEDGE**



**BROOKFIELD FULL COLOR JUMPERS | LEDGE**



**BROOKFIELD GREY | LEDGE**



**BROOKFIELD GREY JUMPERS | LEDGE**



**CASCADE | LEDGE**



**CHARCOAL LEDGE | LEDGE**



**CHARCOAL WEATHEREDGE | LEDGE**



**CHILTON BROWN | LEDGE**



**CHILTON COBBLEFIELD | LEDGE**



**CHILTON FULL COLOR | LEDGE**



**CHILTON LEDGE | LEDGE**



**CHILTON RED | LEDGE**



**CHILTON STRATIFIED | LEDGE**



**COVINGTON | LEDGE**



**DUSTIN | LEDGE**



**FOND DU LAC COBBLEFIELD | LEDGE**



**FOND DU LAC LEDGE | LEDGE**



**FOND DU LAC RUSTIC | LEDGE**



**FOREST | LEDGE**



**HARBOR GREY | LEDGE**



**MAPLE RIDGE** | LEDGE



**MAPLE RIDGE BROWN** | LEDGE



**MAYVILLE BUFF** | LEDGE



**MAYVILLE SILVER** | LEDGE



**RIVENDALE** | LEDGE



**SILVER COBBLEFIELD** | LEDGE



**SILVERLEDGE** | LEDGE



**SILVER BUFF** | LEDGE



**STAFFORD** | LEDGE



**SYCAMORE** | LEDGE



**TAMARACK** | LEDGE



**TUMBLED BROOKFIELD** | LEDGE



**TUMBLED CHILTON COBBLEFIELD** | LEDGE



**TUMBLED CHILTON LEDGE** | LEDGE



**TUMBLED SILVERLEDGE** | LEDGE



**TUMBLED STAFFORD** | LEDGE



**WHISTLING HILL | LEDGE**



**WINDRUSH | LEDGE**



**BASSWOOD GREY**



**TAMARACK**



**TUMBLED BROOKFIELD  
FULL COLOR**

**SILVERLEDGE WITH JUMPERS**





**NOTE:** ALL STONE SWATCHES IN THIS CATALOG ARE SHOWN WITH NO JOINT TO SHOW THE STONE COLOR ONLY. PLEASE CONSULT WITH YOUR ARCHITECT AND DESIGNER FOR BEST GROUT FOR EACH BLEND.



**ASHFORD | MOSAIC**



**BEAVER CREEK WEBWALL | MOSAIC**



**CHALET BUFF MOSAIC | MOSAIC**



**CHALET FULL COLOR MOSAIC | MOSAIC**



**CHALET GREY MOSAIC | MOSAIC**



**CHILTON WEBWALL | MOSAIC**



**FOND DU LAC BUFF WEBWALL | MOSAIC**



**FOND DU LAC SILVER WEBWALL | MOSAIC**



**GOLD MICA | MOSAIC**



**KOHLER BUFF | MOSAIC**



**KOHLER FULL COLOR | MOSAIC**



**KOHLER GREY | MOSAIC**



**LANNON BUFF WEBWALL | MOSAIC**



**LANNON FULL COLOR WEBWALL | MOSAIC**



**LANNON GREY WEBWALL | MOSAIC**



**MOSSY MOUNTAIN WEBWALL | MOSAIC**



**PLUM CREEK MOSAIC | MOSAIC**



**STOCKBRIDGE | MOSAIC**



**TUMBLED VICTORIA | MOSAIC**



**VICTORIA**



**VICTORIA | MOSAIC**



**LANNON FULL COLOR WEBWALL**



**NOTE:** ALL STONE SWATCHES IN THIS CATALOG ARE SHOWN WITH NO JOINT TO SHOW THE STONE COLOR ONLY. PLEASE CONSULT WITH YOUR ARCHITECT AND DESIGNER FOR BEST GROUT FOR EACH BLEND.



**BEAVER CREEK MARSH | STAKLEDGE**



**CHARCOAL LEDGE | STAKLEDGE**



**CHILTON | STAKLEDGE**



**CHILTON RUSTIC | STAKLEDGE**



**COHO | STAKLEDGE**



**COPENHAGEN | STAKLEDGE**



**FOND DU LAC BUFF | STAKLEDGE**



**FOND DU LAC FULL COLOR | STAKLEDGE**



**FOND DU LAC SILVER | STAKLEDGE**



**LANNON BUFF | STAKLEDGE**



**LANNON FULL COLOR | STAKLEDGE**



**LANNON GREY | STAKLEDGE**



AVAILABLE IN THIN ONLY **RICHMOND LEDGE | STAKLEDGE**



AVAILABLE IN THIN ONLY **STEELHEAD | STAKLEDGE**



AVAILABLE IN THIN ONLY **VICKSBURG | STAKLEDGE**



**NOTE:** ALL STONE SWATCHES IN THIS CATALOG ARE SHOWN WITH NO JOINT TO SHOW THE STONE COLOR ONLY. PLEASE CONSULT WITH YOUR ARCHITECT AND DESIGNER FOR BEST GROUT FOR EACH BLEND.



**CONCORD** | 2 1/4 COURSED



**COPENHAGEN** | 2 1/4 COURSED



**MAYFAIR BUFF** | 2 1/4 COURSED



**MAYFAIR GREY** | 2 1/4 COURSED



**REGAL** | 2 1/4 COURSED



**RUBICON** | 2 1/4 COURSED



**VANDERBILT** | 2 1/4 COURSED



**NOTE:** ALL STONE SWATCHES IN THIS CATALOG ARE SHOWN WITH NO JOINT TO SHOW THE STONE COLOR ONLY. PLEASE CONSULT WITH YOUR ARCHITECT AND DESIGNER FOR BEST GROUT FOR EACH BLEND.



**BEAVER CREEK MARSH | BLEND**



**BEAVER CREEK PRAIRIE | BLEND**



**CALUMET FULL COLOR | BLEND**



**CALUMET GREY | BLEND**



**CAMBRIDGE | BLEND**



**CHILTON CHOPPED | BLEND**



**COBBLE CREEK ROCK | BLEND**



**CUMBERLAND | BLEND**



**DUBLIN | BLEND**



**GENEVA | BLEND**



**HIDDEN CREEK | BLEND**



**KENSINGTON BUFF | BLEND**



**KENSINGTON FULL COLOR | BLEND**



**KENSINGTON GREY | BLEND**



**KINGSTON | BLEND**



**MANCHESTER** | BLEND



**MESQUITE** | BLEND



**MULBERRY** | BLEND



**ROCHESTER** | BLEND



**RUSTIC STRIP** | BLEND



**SILVER CHOPPED** | BLEND



**STERLING GREY** | BLEND



**TIMBERLAND** | BLEND



**TREVINO** | BLEND



**TUMBLED STERLING GREY** | BLEND



**WOODSTOCK** | BLEND



**TIMBERLAND**



**NOTE:** ALL STONE SWATCHES IN THIS CATALOG ARE SHOWN WITH NO JOINT TO SHOW THE STONE COLOR ONLY. PLEASE CONSULT WITH YOUR ARCHITECT AND DESIGNER FOR BEST GROUT FOR EACH BLEND.



**BEAVER CREEK CASTLE** | CASTLE



**CARBONDALE** | CASTLE



**CASTLEWOOD** | CASTLE



**CHAMBORD** | CASTLE



**CHATEAU** | CASTLE



**COLONIAL** | CASTLE



**COPENHAGEN** | CASTLE



**GREY CHATEAU** | CASTLE



**GREY BUFF CHATEAU** | CASTLE



**HAMILTON BUFF** | CASTLE



**HAMILTON GREY** | CASTLE



**LANNON BUFF HANDCUT** | CASTLE



**LANNON CHATEAU** | CASTLE



**LONG ISLAND** | CASTLE



AVAILABLE IN  
THIN ONLY

**POTOMAC** | CASTLE



**SEVILLE** | CASTLE



**TUMBLED CHATEAU FULL COLOR** | CASTLE



**TUMBLED COPENHAGEN** | CASTLE



**TUMBLED GREY/BUFF CHATEAU** | CASTLE





**NOTE:** ALL STONE SWATCHES IN THIS CATALOG ARE SHOWN WITH NO JOINT TO SHOW THE STONE COLOR ONLY. PLEASE CONSULT WITH YOUR ARCHITECT AND DESIGNER FOR BEST GROUT FOR EACH BLEND.



SAWED HEIGHT

**BEAVER CREEK | DIMENSIONAL**



SAWED HEIGHT

**BILTMORE | DIMENSIONAL**



SAWED HEIGHT

**CHEYENNE | DIMENSIONAL**




SAWED HEIGHT

**CHILTON HONED | DIMENSIONAL**



SAWED HEIGHT

**CONCORD | DIMENSIONAL**



SAWED HEIGHT

**DEL MAR | DIMENSIONAL**



SAWED HEIGHT

**DIMENSIONAL CHALET BUFF | DIMENSIONAL**




SAWED HEIGHT

**DIMENSIONAL CHALET FULL | DIMENSIONAL**



SAWED HEIGHT

**DIMENSIONAL CHALET GREY | DIMENSIONAL**



SAWED HEIGHT

**HAND ROCKFACED LANNON | DIMENSIONAL**



SAWED HEIGHT

**HARBOR GREY SPLITFACE | DIMENSIONAL**



SAWED HEIGHT

**IDEAL BUFF | DIMENSIONAL**



SAWED HEIGHT

**IDEAL FULL COLOR | DIMENSIONAL**



SAWED HEIGHT

**IDEAL GREY | DIMENSIONAL**



SAWED HEIGHT

**JERICO | DIMENSIONAL**



SAWED HEIGHT

**LANDMARK** | DIMENSIONAL



SAWED HEIGHT

**MAYFAIR BUFF** | DIMENSIONAL



SAWED HEIGHT

**MAYFAIR FULL COLOR** | DIMENSIONAL



SAWED HEIGHT

**MAYFAIR GREY** | DIMENSIONAL



SAWED HEIGHT

**MELBOURNE** | DIMENSIONAL



SAWED HEIGHT

**MIDDLETON** | DIMENSIONAL



SAWED HEIGHT

**MONARCH** | DIMENSIONAL




SAWED HEIGHT

**NASHVILLE** | DIMENSIONAL




SAWED HEIGHT

**OXFORD** | DIMENSIONAL




SAWED HEIGHT

**PLUM CREEK** | DIMENSIONAL



SAWED HEIGHT

**PRINCETON** | DIMENSIONAL




SAWED HEIGHT

**REGAL** | DIMENSIONAL



SAWED HEIGHT

**RUBICON** | DIMENSIONAL



SAWED HEIGHT

**SMOKEY MOUNTAIN** | DIMENSIONAL




SAWED HEIGHT

**SMOKEY MOUNTAIN ROCKFACE** | DIMENSIONAL



SAWED HEIGHT


**SUSSEX BUFF** | DIMENSIONAL



SAWED HEIGHT  
**SUSSEX BUFF SPLITFACE** | DIMENSIONAL



SAWED HEIGHT  
**SUSSEX GREY** | DIMENSIONAL




SAWED HEIGHT  
**SUSSEX GREY SPLITFACE** | DIMENSIONAL



SAWED HEIGHT  
**TUMBLED BILTMORE** | DIMENSIONAL



SAWED HEIGHT  
**TUMBLED MIDDLETON** | DIMENSIONAL



SAWED HEIGHT  
**TUMBLED VANDERBILT** | DIMENSIONAL




SAWED HEIGHT  
**TUMBLED WINNEBAGO** | DIMENSIONAL



SAWED HEIGHT  
**VANDERBILT** | DIMENSIONAL



SAWED HEIGHT  
**WAUKESHA BROWN** | DIMENSIONAL



SAWED HEIGHT  
**WAUKESHA BUFF** | DIMENSIONAL



SAWED HEIGHT  
**WINNEBAGO** | DIMENSIONAL



**TUMBLED BILTMORE**



**NOTE:** ALL STONE SWATCHES IN THIS CATALOG ARE SHOWN WITH NO JOINT TO SHOW THE STONE COLOR ONLY. PLEASE CONSULT WITH YOUR ARCHITECT AND DESIGNER FOR BEST GROUT FOR EACH BLEND.



**BIRCHWOOD COBBLES** | BOULDER



**COBBLE CREEK ROCK** | BOULDER



**ERIN HILLS** | BOULDER



**FIELDSTONE COBBLES** | BOULDER



**LISBON** | BOULDER



**LISBON BUFF** | BOULDER



**LISBON CHARCOAL** | BOULDER



**LISBON GREY** | BOULDER



**NIAGARA BOULDERS** | BOULDER



**OLD BARN** | BOULDER



**SARATOGA** | BOULDER




**SPLIT FIELDSTONE** | BOULDER



**ERIN HILLS**

# ARCHITECTURAL CUT STONE



ALEUTIAN MARBLE  
TF PO HO BR BU SB TH




BEAVER CREEK  
TF PO HO BR BU SB TH EC



BENGAL  
TF PO HO BR BU SB EC



BIRMINGHAM BUFF  
TF PO HO BR BU SB TH EC



BLUE MESA  
TF HO BR BU SB TH EC



CARTHAGE MARBLE - FLUERI CUT  
TF PO HO BR BU SB EC



CARTHAGE MARBLE - VEIN CUT  
TF PO HO BR BU SB EC



CHEYENNE  
HO BR BU SB EC



DOVER GREY  
TF



HUDSON VALLEY  
TF PO HO BR BU SB TH EC



INDIANA BUFF  
TF PO HO BR BU SB EC




INDIANA GREY  
TF PO HO BR BU SB EC



IVORY MARBLE  
TF HO BR BU SB TH EC



KINGSFORD  
TF HO BR BU SB EC




LISBON BIANCO  
TF PO HO BR BU SB



OXFORD  
TF PO HO BR BU SB EC



ODESSA  
TF PO HO BR BU SB TH EC



PEWTER LANNON  
TF PO HO BU SB TH EC



(COLOR RANGE SHOWN) PLAZA GREY  
TF PO HO BR BU SB EC




PROVINCIAL BEIGE  
TF PO HO BR BU SB

# AMERICA'S MOST POPULAR FINISHES!

**LEGEND KEY.** BELOW ARE THE FINISH CAPABILITIES OF EACH STONE PROFILE

<b>PO</b>	POLISHED
<b>HO</b>	HONED
<b>BR</b>	BRUSHED
<b>BU</b>	BUSHHAMMERED
<b>SB</b>	SANDBLASTED
<b>TH</b>	THERMAL
<b>EC</b>	EXTERIOR COPING
<b>TF</b>	TILE FLOORING

ALL COLORS SHOWN IN HONED FINISH



THERMAL



BUSHHAMMERED




SANDBLASTED



TITANIUM

TF PO HO BR BU SB EC



TUXEDO GREY

TF PO HO BR BU SB TH EC



WAUKESHA BROWN

HO BU SB EC



WAUKESHA BUFF

HO BU SB EC

**NOTE:** ALL CUT STONE SWATCHES ARE SHOWN IN HONED FINISH. OTHER FINISHES AVAILABLE.



CHILTON FULL COLOR | BEDFACE



FOND DU LAC SILVER | BEDFACE



LANNON BUFF | BEDFACE



LANNON GREY | BEDFACE



**CARTHAGE MARBLE**  
ROCKWELL AUTOMATION HEADQUARTERS  
MILWAUKEE, WISCONSIN

# sustainability recognized.



HALQUIST STONE IS PROUD TO BE AWARDED CERTIFICATIONS FOR QUARRYING AND FABRICATION OPERATIONS UNDER ANSI-NSC 173 SUSTAINABLE PRODUCTION OF NATURAL DIMENSION STONE STANDARDS. WE ARE **THE ONLY MIDWEST DOLOMITIC LIMESTONE PRODUCER TO BE CERTIFIED, AND ONLY THE NINTH COMPANY IN THE USA** TO BE AWARDED. THIS CERTIFICATION IS THE **ONLY** CERTIFICATION FOR STONE COMPANIES, AND IS NATIONALLY RECOGNIZED BY THE UNITED STATES GREEN BUILDING COUNCIL. ARCHITECTS, MASONS, AND OWNERS CAN REST ASSURED THAT HALQUIST STONE PRODUCTS HAVE BEEN PRODUCED TO THE HIGHEST STANDARDS OF SOCIAL, ECONOMIC AND ENVIRONMENTAL RESPONSIBILITY IN THE STONE INDUSTRY.

IN ITS TRUEST FORM, SUSTAINABILITY IS A THREE-PRONG STRATEGY INVOLVING ENVIRONMENTAL, SOCIAL AND ECONOMIC REQUIREMENTS AND THAT IS HOW GREEN BUILDING PROGRAMS HAVE BEEN CREATED. CONSTRUCTION MATERIALS MUST HAVE AN ENVIRONMENTALLY PREFERABLE PROFILE OVER THEIR LIFE CYCLE, FROM RAW MATERIAL EXTRACTION THROUGH THE USE PHASE AND FINALLY AT THE END OF ITS APPLICATION. THE METHODS USED TO CONSTRUCT THE BUILDING MUST BE ENVIRONMENTALLY CONSIDERATE. USGB LEED® IS BASED ON UPHOLDING THESE CANONS, AND USING SUSTAINABLE STONE CAN GIVE ONE LEED® CREDIT - REGARDLESS OF BUILDING LOCATION.

*NOTES: ALL OF HALQUIST STONE'S OWNED QUARRY SITES HAVE BEEN CERTIFIED UNDER ANSI/NSC 373. HALQUIST ALSO USES LEASED QUARRY SITES THAT OPERATE UNDER THE SAME PROCEDURES AS OUR COMPANY OWNED SITES. HALQUIST ALSO PURCHASES RAW MATERIAL FROM CERTIFIED AS WELL AS NON-CERTIFIED SITES. PLEASE CONSULT WITH YOUR SALES CONSULTANT WHICH BLENDS ARE CONSIDERED CERTIFIED UNDER ANSI/NSC 373.*

BECAUSE NATURAL STONE IS MADE FROM NATURE, VARIATIONS SHOULD AND CAN BE EXPECTED. EVEN THOUGH COLORS IN THIS BROCHURE ARE AS CLOSE TO THE ACTUAL BLEND AS POSSIBLE, PHOTOGRAPHIC AND PRINTING TECHNIQUES - AND ACTUAL VIEWING CONDITIONS - CAN ALTER PERCEPTION OF COLOR.



MAPLE RIDGE  
HOMELAND SUITES  
OAK CREEK, WISCONSIN

# HALQUIST STONE

800.255.8811 | [halquiststone.com](http://halquiststone.com)

ONLINE RESOURCES

YouTube

flickr™



COVER IMAGE: CUSTOM KENSINGTON

©2025 HALQUIST STONE  
HSC051225PSG