

Build your dreams with authentic clay pavers

Durable • Colorfast • Sustainable



PINE HALL BRICK

AUTHENTIC CLAY PAVERS

English Edge Full Range and Dark Accent
Photo credit: Taylor McKillop, Metrolina Landscape



For your backyard

A great outdoor living space enhances the beauty, function and value of any home. Your dream backyard starts with authentic clay pavers from Pine Hall Brick.




For your driveway

Strong. Durable. Colorfast. Make a statement with a clay paver driveway. They are virtually maintenance free and don't need expensive sealers to look good over time. Decades from now they will look as good as the day they were installed.



For your interior

Our 1/2" thick Paver Tiles allow the homeowner to bring the beauty and authentic appeal of clay pavers indoors.



Here's what makes our clay pavers so great.



Pine Hall Brick pavers have a wide range of colors with great aesthetic appeal to create hardscapes for both modern and historic settings.

Homeowners covet clay pavers because they are authentic brick.

Designers and architects value the latitude to fit them into almost any design.

- **Durability** – clay pavers withstand generations of use in the most demanding environments.
- **Colorfast** – our pavers never fade, because the color is integral to the molding and firing process.
- **Cost Savings** – no costly sealers ever needed for durability or color retention.
- **Extreme Weathering** – Pine Hall Brick clay pavers greatly exceed the most rigorous Freeze-Thaw tests in the paving industry.
- **Strength** – we make our pavers to the demanding specification of 12,000 psi average compressive strength.
- **Sustainability** – clay pavers are formed from two of the most basic materials there are: dirt and water. They last for generations and can also provide permeable surfaces to protect the environment from water runoff.

Since 1922, Pine Hall Brick has continuously developed new and better ways to manufacture clay pavers. At our state-of-the-art facilities, we produce thousands of pavers daily.


Family owned with plants in North Carolina, we are a business dedicated to defining the standard of segmental paving with America's Premier Paver™.



PINE HALL BRICK

AUTHENTIC CLAY PAVERS

Live chat with us at [PineHallBrick.com](https://www.pinehallbrick.com)



For commercial

Servicing commercial projects with the highest quality clay pavers is what made us the largest clay paver supplier in the world. Our team of experts is waiting to assist you with technical support, CEU presentations and samples. *Call or chat with us online.*



Beveled Edge Pavers

English Edge pavers have both beveled edges and spacer bars for a crisp look that installs with ease. Beveled edge pavers are available in standard 4" x 8" by 2-1/4" thickness, as well as 2-3/4" thickness for heavy vehicular applications. Beveled edge pavers are recommended for driveways and other vehicular applications. Heavy duty pavers are beveled on one surface side only.

English Edge



Autumn



Gray



Buff




Cocoa




Red




Dark Accent



Rose



Full Range

















Traditional Edge Pavers

Traditional Edge pavers have square edges for the timeless appearance of authentic clay pavers made for over a hundred years. Traditional Edge pavers need to be laid with a minimum 1/16" sand joint to minimize chipping.

Pathway


		
Autumn	Dark Accent	Red
		
Beale Street (new)	Full Range	Red Modular
		
Buff	Full Range Modular	Rose
		
Cocoa	Gray	





Rumbled Pavers

Tumbled after firing to produce a look similar to an historic street paver that has been around for decades. Rumbled pavers are available in standard 4” x 8” by 2-1/4” thickness, as well as 2-3/4” thickness for heavy vehicular applications. Rumbled pavers are recommended for driveways and other vehicular applications. Maintain a minimum of 1/16” spacing.

		
Autumn	Cocoa	Main Street
		
Beale Street (new)	Dark Accent	*Madrid
		
Bluffs	Full Range	Red
		
Buff	Gray	Rose

*Special blend creation for color mix. May vary slightly from batch to batch. Check our website for current color.





StormPave™ Water Permeable Pavers

StormPave™ is an amazing breakthrough in water permeable paving. StormPave clay pavers have beveled edges and large spacer bars that allow rain to filter between washed aggregate in the joints to a specially constructed catchment area underneath the pavers. The water then dissipates naturally into the native soils. StormPave pavers are available in standard 4" x 8" by 2-1/4" thickness as well as 2-3/4" thickness for heavy vehicular applications. For more information, go to pinehallbrick.com/permeable



Autumn



Full Range



Buff




Gray




Cocoa



Red

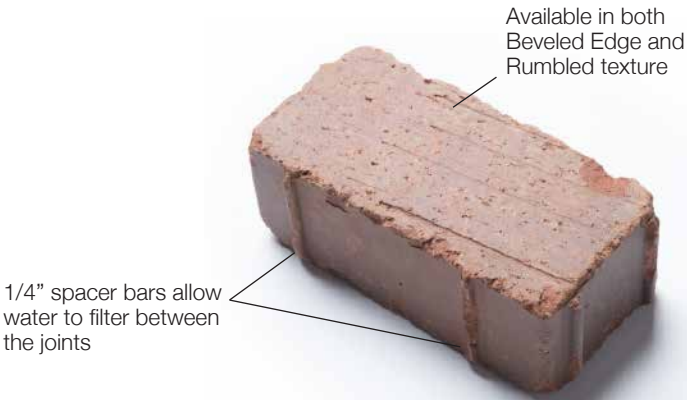


Dark Accent



Rose

Rumbled StormPave™ Heavy Duty Autumn with English Edge Dark Accent



Legacy Stamped Paver Program

Ideal for:



- Colleges & Universities
- Cities & Towns
- Commercial Developments
- Memorials

We make one-of-a-kind pavers for one-of-a-kind projects. Our proprietary equipment stamps one paver per three square feet. Custom ratios are also available. Call 336-721-7514 for more details.



Old Series

Here's another take on "timeless" with our specially cut antique edge pavers that pay tribute to early American structures and streets. Old Series pavers feature antique edges and surface texture for a rustic appearance in unique colors. Old Series pavers are suitable for light vehicular applications with appropriate spacing.



Old Mill




Old Towne

Thin Pavers


Traditional Edge 1-3/8" thick pavers are ideal for installation over concrete. Great for DIY projects. These pavers are available in two sizes: 4" x 8" to be laid with sand-joints and 3-5/8" x 7-5/8" modular size for mortared applications.



Brookstown Full Range 4x8




Brookstown Full Range Modular




Brookstown Red 4x8



Brookstown Red Modular



Harbortown Full Range 4x8



Harbortown Full Range Modular

Plymouth Tumbled

A true tumbled paver, Plymouth Tumbled Modular paver is 7-5/8" by 3-5/8" by 2-1/4" thickness. It can be laid both with mortar or with sand in a running bond or chevron pattern.



Large Format Pavers

4"x12" and 8"x8"

Pavers are 4" x 12" or 8" x 8" x 2-1/14" thickness. The pavers are available in Traditional Edge, Rumbled or Beveled Edge (no spacer bar) styles and are available in the following colors: Red and Full Range. Other colors are special order.



Pathway 4 x 12



Rumbled Pathway 4 x 12



Pathway 8 x 8



Rumbled Pathway 8 x 8



Beveled Edge 8 x 8

ADA Pavers

Our ADA paver is the truncated dome of choice for pavement designers due to their durability and permanent color. Comes in a 2-1/4" x 4" x 8" size.



Firebrick

Our Firebrick comply with ASTM C1261 – Standard Specification for Firebox Brick for Residential Fireplaces. They come in a natural buff color in a 4" x 8" by 2-1/4" and a 4" x 8" x 1-3/8" size. The firebrick have a PCE Value of 17 (2754 degrees F).



Rumbled Full Range 4 x 12 with Rumbled Full Range 4 x 8



Step Treads

Nothing finishes off a great looking clay pavement better than brick steps with an ST-1 or ST-2 paver shape. The ST-1 is 2-1/4" thick with an ogee curve on the end and the ST-2 is 1-3/8" thick with a bullnose curve on the end. Both are 3-5/8" wide by 7-5/8" long (including the curved end).



ST-1

The ST-1 is 2-1/4" thick, 7-5/8" long and 3-5/8" wide.



ST-2

The ST-2 is 1-3/8" thick, 7-5/8" long and 3-5/8" wide.

Paver Tiles

Paver Tiles are 1/2" thick tiles made from full thickness pavers. They are ideal for kitchens, wine cellars and mud rooms. In exterior applications, Paver Tiles can be used when height or weight restrictions prevent using a thicker paver. Paver Tiles are available in most of Pine Hall's favorite paver colors. (*These colors come in 3/4" thickness only.)



Rumble Paver Tile



Traditional Edge Paver Tile

Old School 8's

Old School 8's are a throwback to the original 8" brick from decades ago. Measuring 1/2" x 8" x 2-1/4" they can be used on walls, floors, interiors and exteriors. Old School 8's can bring old world charm or contemporary style to any project. (*Chicago Reclaimed comes in 3/4" thickness only.)



Alleyway



Speakeasy



Chicago Reclaimed*



The Original



Rich Mahogany


Plymouth Paver Tile
Photo credit: Dan Cannon,
The Exum Company



Rumbled Full Range Paver Tile



Pathway Autumn



Pathway Cocoa



Chicago Reclaimed*



Pathway Full Range



Pathway Full Range modular



Plymouth Tumbled*



Rumbled Autumn



Rumbled Bluff 4x8




Rumbled Full Range 4x8




Rumbled Cocoa

Old School 8's Rich Mahogany



Rumbled Bluffs pavers

Home of Hilary Farr, former host of the TV show "Love It or List It."



Getting Started

Pine Hall Brick and our distributor network can collaborate with your projects from the get-go with samples, suggestions and technical specifications. Our experts on staff can answer your technical questions and if you're a professional design firm we offer a number of certified CEU programs. Visit our website to chat with a live person or scan the QR code below to go to our technical design portal for DIY instructions, technical design guides and discussion briefs on segmental paving with Pine Hall Brick pavers, "America's Premier Paver."



PINE HALL BRICK

AUTHENTIC CLAY PAVERS



2701 Shorefair Drive
Winston-Salem NC 27105
Phone: 336-721-7500
www.pinehallbrick.com